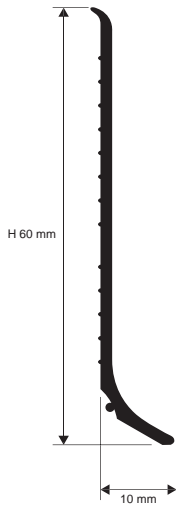


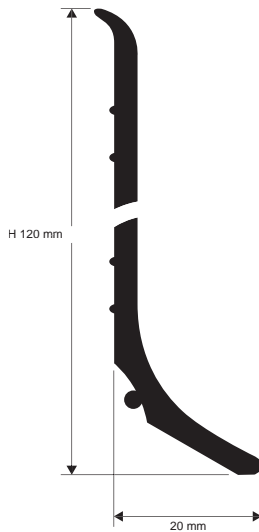
SKIRTING

NON-TOXIC FLEXIBLE VINYL RESIN
in 6 COLOURS

BTPV... 60



BTPV... 120



PVC FLEXIBLE SKIRTING height 60 mm and 120 mm, is a very strong profile ideal for easily achieving special, attractive, superior finishes. Installation recommended with glue or silicone. Easy to install, the shaped edges ensure perfect adhesion to the surface. The projecting rounded flange covers the terminal expansion joint.

Colours: white – light grey – dark grey – dark brown – brown – black.

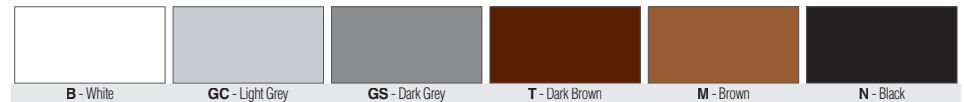
NON-TOXIC FLEXIBLE VINYL RESIN
rolls length 50 LM

Article	H mm		
BTPV... 60	60		
BTPV... 120	120		

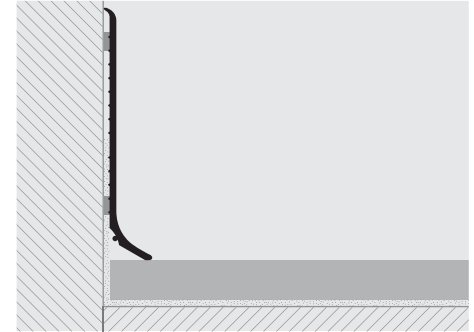
Available in the colours: B - GC - GS - T - M - N.
The code of the selected colour must be added to the article code.
E.g.: BTPV... 60 (chosen colour Light Grey) BTPVGC 60.

COLOURS

(for a precise assessment of colours and finishes, see the relative enclosed sheet)



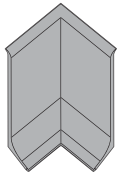
EXAMPLES AND INSTRUCTIONS FOR LAYING METHODS



1: Choose the skirting of the required height 60/120mm and choose the colour. 2: Lay the profile, taking care to calculate the width of the inside/outside corners (for the H: 60 mm version only). 3: Lay the skirting using quick-setting acrylic silicone, mastic or bostik, suitable for gluing flexible PVC onto mortar, plaster, accessorised walls, etc. or fix with screws/nails.

INSIDE and OUTSIDE CORNERS

NON-TOXIC FLEXIBLE VINYL RESIN - 6 COLOURS



RIBF... 60
inside corner



REBF... 60
outside corner

FLUSH CORNERS

IN/OUTSIDE CORNER for FLEXIBLE SKIRTING - pack. 10 Pcs

Article	H mm		
RIBF... 60 (inside)	60		
REBF... 60 (outside)	60		

Available in the colours: B - GC - GS - T - M - N.
The code of the selected colour must be added to the article code.
E.g.: RIBF... 60 (chosen colour Light Grey) RIBFGC 60.



RIBF... 60
inside corner

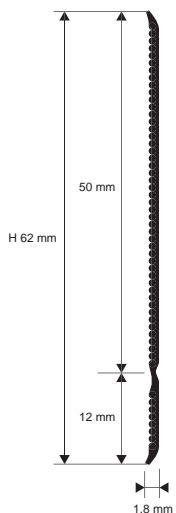


REBF... 60
outside corner


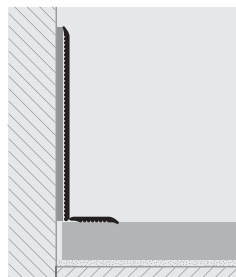
SKIRTING 62F

FLEXIBLE VINYL RESIN
in 6 COLOURS

BTPF... 62 / BTPF... 62A



EXAMPLES OF LAYING



LAYING INSTRUCTIONS

1: Choose the colour of the skirting board, indicating whether you want it with or without a self-adhesive backing. 2: Cut the skirting to length, taking into account the width of the internal and external connections. 3: Self-adhesive skirting is recommended only for surfaces that are perfectly smooth, non-oily and non-porous. On plaster and mortar surfaces, use a non-adhesive version and apply the skirting using quick-setting acrylic silicone suitable for gluing aluminium to mortar, plaster, etc.

FLEXIBLE VINYL RESIN

rolls length 50 ML with or without adhesive

Article	H mm		
BTPF... 62A (with adhesive)	62		
BTPF... 62	62		

Available in the colours: B - GC - GS - T - M - N.
The code of the selected colour must be added to the article code.
E.g.: BTPF... 62 (chosen colour Light Grey) BTPFGC 62.

COLOURS

