


## Floor Profiles

### FP 65






**Flexible high quality elastomeric insert**  
Hard wearing, temperature resistant (-30°C to +120°C), replaceable

**Insert and horizontal support plates replaceable**  
with series FP 85 and FP 105

**Multi directional movement**

**High load capacity due to sturdy construction**  
Solid aluminium brackets

**Quick and easy installation** Positive connection of production lengths by means of connection pins

Profile	Joint width max. <b>b<sub>f</sub> max</b> [mm]	Total Movement <b>Δb<sub>f</sub></b> [mm]	Visible width of profile <b>b<sub>s</sub></b> [mm]	Total width of profile <b>b<sub>t</sub></b> [mm]	Installation height <b>h</b> [mm]	Load capacity  [kN]	Load capacity*  [kN]	Load capacity  [kN]
FP 65/20	55	22 (± 11)	65	205	20	30	300	-
FP 65/30	55	22 (± 11)	65	205	30	30	300	-
FP 65/50	55	22 (± 11)	65	205	50	30	300	-

\*not designed for permanent use  
Larger heights on request. For installation in asphalt, please ask for our technical advice.

Standard colours: black, grey, beige

Production length: 4 m

