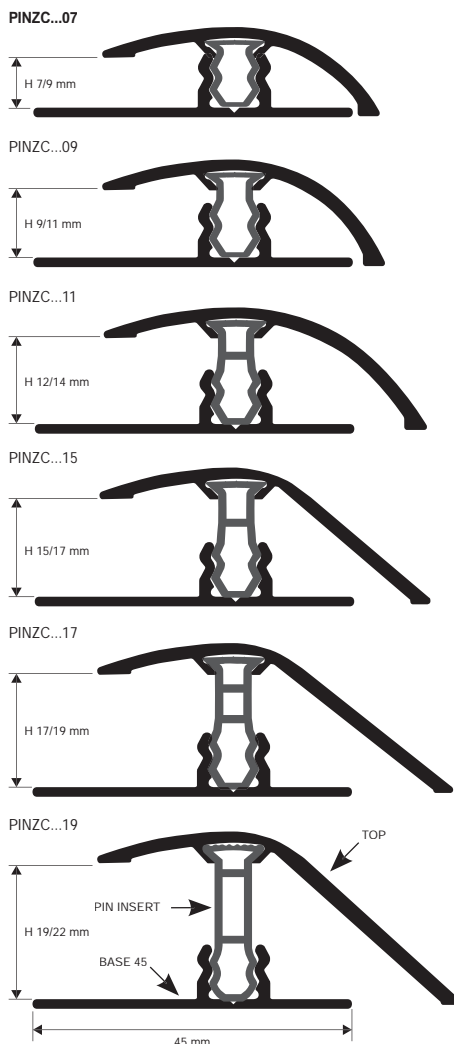


ZERO CURVE

TOP + PIN INSERT + ALUMINIUM BASE
27 wood finishes and 6 anodised finishes

The **ZERO CURVE** range comprises a large assortment of terminal transition profiles for joining floors at different levels and with different thickness varying from 7 to 22 mm. Twenty-seven wood-effect finishes are available: light maple - dark maple - light beech - dark beech - light durmast - dark durmast - light cherry - dark cherry - walnut - wenge... plus six anodised finishes (3 available on demand). There is a profile (top) and an insert (pin) for each height, while the base (punched or perforated) allows fixing by screwing or gluing.

transition profiles



ALU. TOP + PIN INSERT + ALU. BASE 45 PUNCHED/PERFORED
(6 anod. al. finishes of which 3 on demand) - bar length 2,7 LM - pack. 20 Pcs - 54 LM

Article	H mm		
PINZC... 07 (PIN insert 09)	7 / 9		
PINZC... 09 (PIN insert 11)	9 / 11		
PINZC... 11 (PIN insert 13)	12 / 14		
PINZC... 15 (PIN insert 15)	15 / 17		
PINZC... 17 (PIN insert 17)	17 / 19		
PINZC... 19 (PIN insert 19)	19 / 22		



ALU. TOP + PIN INSERT + ALU. BASE 45 PUNCHED/PERFORED
(27 wood finishes) - bar length 2,7 LM - pack. 20 Pcs - 54 LM

Article	H mm		
PINZC... 07 (PIN insert 09)	7 / 9		
PINZC... 09 (PIN insert 11)	9 / 11		
PINZC... 11 (PIN insert 13)	12 / 14		
PINZC... 15 (PIN insert 15)	15 / 17		
PINZC... 17 (PIN insert 17)	17 / 19		
PINZC... 19 (PIN insert 19)	19 / 22		


COMPLETE

Available in the finishes: AO - AA - AB - 01W - 02W - 03W - 04W - 05W - 06W - 07W - 08W - 09W - 10W - 11W - 12W - 13W - 14W - 15W - 16W - 17W - 18W - 19W - 20W - 21W - 22W - 23W - 24W - 25W - 26W - 27W (AT, CH and SB available upon request with a minimum quantity order of 540 LM). The code of the selected colour must be added to the article code. E.g.: PINZC... 07 (chosen finish Anod. gold) PINZCAO 07.

COMPLETE

ALU. TOP + PIN INSERT + ALU. BASE 45 PUNCHED/PERFORED
(6 anod. al. finishes of which 3 on demand) - bar length 0,90 LM 

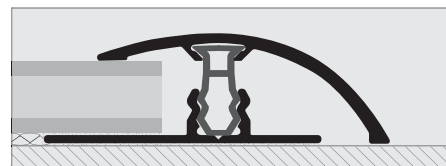
Article	H mm		
PINZC... 07S (PIN insert 09)	7 / 9		
PINZC... 09S (PIN insert 11)	9 / 11		
PINZC... 11S (PIN insert 13)	12 / 14		
PINZC... 15S (PIN insert 15)	15 / 17		
PINZC... 17S (PIN insert 17)	17 / 19		
PINZC... 19S (PIN insert 19)	19 / 22		

ALU. TOP + PIN INSERT + ALU. BASE 45 PUNCHED/PERFORED
(27 wood finishes) - bar length 0,90 LM 

Article	H mm		
PINZC... 07S (PIN insert 09)	7 / 9		
PINZC... 09S (PIN insert 11)	9 / 11		
PINZC... 11S (PIN insert 13)	12 / 14		
PINZC... 15S (PIN insert 15)	15 / 17		
PINZC... 17S (PIN insert 17)	17 / 19		
PINZC... 19S (PIN insert 19)	19 / 22		

Available in the finishes: AO - AA - AB - 01W - 02W - 03W - 04W - 05W - 06W - 07W - 08W - 09W - 10W - 11W - 12W - 13W - 14W - 15W - 16W - 17W - 18W - 19W - 20W - 21W - 22W - 23W - 24W - 25W - 26W - 27W (AT, CH and SB available upon request with a minimum quantity order of 500 LM). The code of the selected colour must be added to the article code. E.g.: PINZC... 07S (chosen finish Anod. gold) PINZCAO 07S.

EXAMPLES AND INSTRUCTIONS FOR LAYING METHODS



1: Fix and/or glue the base to the floor. 2: Align the laminate/melamine/wood floor, ensuring that approx. 3/10mm gap is left on each side to accommodate the natural expansion between the floor and the base. 3: Choose the desired profile, if necessary cut TOP, PIN and BASE at the needed length and then insert the PIN in the TOP in the specific "dovetail" seat. The position the profile above the U-shaped snap-in seat of the base. 4: With the aid of a board, hammer the TOP to the desired fitting level.

COLOURS

(for a precise assessment of colours and finishes, see the relative enclosed sheet)

ANODIZED									
AVAILABLE MINIMUM QUANTITY 540 LM									
AO - Anod. gold aluminium	AA - Anod. silver alu.	AB - Anod. bronze alu.	AT - Anod. titanium aluminium	CH - Anod. Champagne alu.	SB - Anod. Sand aluminium				
01W - Light maple (ash-birch-distir look)	02W - Dark maple	03W - Light beech	04W - Dark beech	05W - Light oak (strip)	06W - Dark oak (walnut)	07W - Light cherry (strip)	08W - Dark cherry (board)	09W - Red walnut (merbau-apple-walnut)	
10W - Wengè (panga-panga - wengè)	11W - Decapè bleached	12W - Birch	13W - Indonesian Teak	14W - Coffee wood	15W - Welsh Oak	16W - Strip Oak	17W - Teak sunset	18W - Light Zerbano	
19W - Dark Zerbano	20W - Tobacco wood	21W - Oak powder	22W - White treated Oak	23W - Cinnamon wood	24W - European Oak	25W - Bleached Fir	26W - Rustic Oak	27W - Albatros	