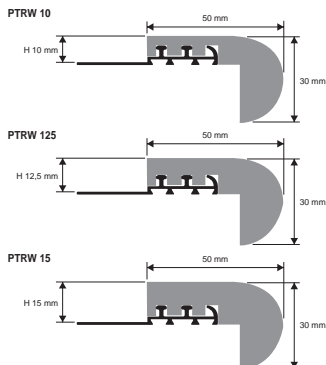


PROSTAIR WOOD

NATURAL OAK
+ ALUMINIUM BASE



EXAMPLES AND INSTRUCTIONS FOR LAYING METHODS



1: Choose the "PROSTAIR WOOD" with suitable height for the thickness of the covering of the step or staircase. 2: Apply the adhesive onto the area of application of the profile. 3: Lay and align the profile, cut to the necessary length, pressing the perforated flange into the adhesive. 4: Lay the step covering, aligning it so that the top edge of the profile is "flush" with the covering. 5: Fill the profile/covering area of contact with adhesive to prevent any infiltration.

PROSTAIR WOOD is a step nosing profile in real oak with aluminium base. Its rounded "torus/convex" shape makes a perfect and elegant nosing for stairs and steps in ceramic-tile-terracotta-wood for indoor and outdoor environments. Attractive. **PROSTAIR WOOD** may be treated and painted subsequently at the time of laying, according to the finishes chosen for the staircase.



NATURAL OAK + ALUMINIUM BASE
bar length 2,7 LM - pack. 10 Pcs - 27 LM

Article	H mm		
PTRW 10	10		
PTRW 125	12,5		
PTRW 15	15		

COLOURS



(for a precise assessment of colours and finishes, see the relative enclosed sheet)



NATURAL OAK + ALUMINIUM BASE
bar length 1,20-1,80 LM - pack. 10 Pcs - 12/18 LM

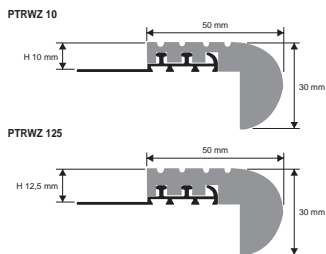
Article	H mm		
PTRW 1020 (bar length 1,20 LM)	10		
PTRW 12520 (bar length 1,20 LM)	12,5		
PTRW 1520 (bar length 1,20 LM)	15		
PTRW 1080 (bar length 1,80 LM)	10		
PTRW 12580 (bar length 1,80 LM)	12,5		
PTRW 1580 (bar length 1,80 LM)	15		

ITEMS SUPPLIED ALREADY ASSEMBLED

Treat the wood appropriately with paint or oil.

PROSTAIR WOOD Z

KNURLED NATURAL OAK
+ ALUMINIUM BASE




EXAMPLES AND INSTRUCTIONS FOR LAYING METHODS



1: Choose the "PROSTAIR WOOD Z" with suitable height for the thickness of the covering of the step or staircase. 2: Apply the adhesive onto the area of application of the profile. 3: Lay and align the profile, cut to the necessary length, pressing the perforated flange into the adhesive. 4: Lay the step covering, aligning it so that the top edge of the profile is "flush" with the covering. 5: Fill the profile/covering area of contact with adhesive to prevent any infiltration.

PROSTAIR WOOD Z is a step nosing profile in real oak with aluminium base. The rounded shape of the "knurled convex" torus with non-slip surface makes a perfect and elegant nosing for stairs and steps in ceramic-tile-terracotta-wood for indoor and outdoor environments. Attractive. **PROSTAIR WOOD Z** may be treated and painted subsequently at the time of laying, according to the finishes chosen for the staircase.



NATURAL OAK + ALUMINIUM BASE
bar length 2,7 LM - pack. 10 Pcs - 27 LM

Article	H mm		
PTRWZ 10	10		
PTRWZ 125	12,5		

H. 15 mm ON REQUEST

COLOURS



(for a precise assessment of colours and finishes, see the relative enclosed sheet)



NATURAL OAK + ALUMINIUM BASE
bar length 1,20-1,80 LM - pack. 10 Pcs - 12/18 LM

Article	H mm		
PTRWZ 1020 (bar length 1,20 LM)	10		
PTRWZ 12520 (bar length 1,20 LM)	12,5		
PTRWZ 1080 (bar length 1,80 LM)	10		
PTRWZ 12580 (bar length 1,80 LM)	12,5		

ITEMS SUPPLIED ALREADY ASSEMBLED

Treat the wood appropriately with paint or oil.