

**PROBORD**POLISHED AND SATIN FINISH STAINLESS  
STEEL AISI 304/1.4301-V2A

**PROBORD** is a round corner bead profile in polished and satin finish stainless steel AISI 304/1.4301-V2A suitable to protect the external corner of wall coverings in ceramic. Its particular section and availability in different finishes, make **PROBORD** a much sought after profile. It can be used with the range of PROLISTEL and PROSHELL profiles to obtain an elegant workmanlike application even in environments subject to high mechanical stresses.



**POLISHED STAINLESS ST. AISI 304/1.4301-V2A with protective film**  
bar length 2,7 lm - pack. 15 Pcs - 40,5 lm - 10/10mm

Article	H mm		
PEBDAC 08	08		
PEBDAC 10	10		
PEBDAC 125	12,5		

**SATINATED STAINLESS ST. AISI 304/1.4301-V2A with protective film**  
bar length 2,7 lm - pack. 15 Pcs - 40,5 lm - 10/10mm

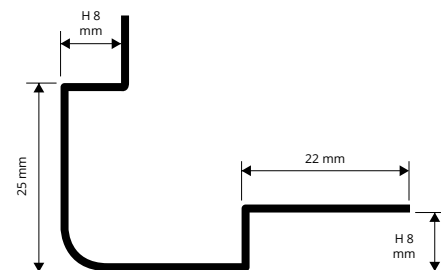
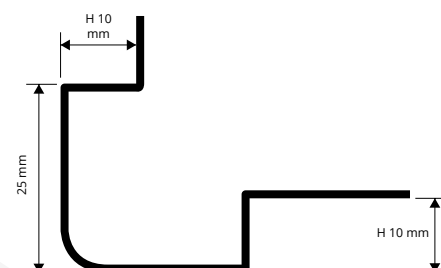
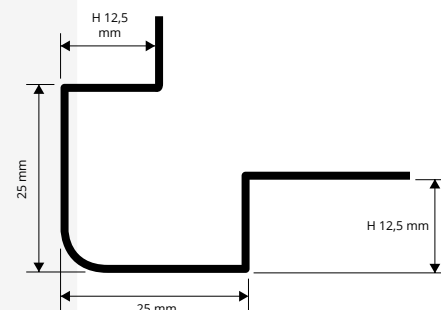
Article	H mm		
PEBDACS 08	08		
PEBDACS 10	10		
PEBDACS 125	12,5		

**COLOURS**



SUITABLE FOR USE IN CONTACT WITH FOODSTUFFS.

**EXAMPLES AND INSTRUCTIONS FOR LAYING METHODS**

1. Choose "PROBORD" according to the tile thickness and desired finish. 2. Cut "PROBORD" to the desired length and apply the adhesive on the support where the profile will be laid. 3. Press the anchoring flange of "PROBORD" into the adhesive. 4. Lay the tiles, aligning them with the profile leaving a 2 mm joint. Remove immediately all remains of adhesive from the surface of the profile. 5. Fill the joints between the profile and the tiles with grout, in order to avoid water stagnation. Remove immediately all the remains of grout from the surface of the profile.

**PEBDAC/ACS 08****PEBDAC/ACS 10****PEBDAC/ACS 125****PROEDGE FLEX**SHOCKPROOF NON - TOXIC CO-EXTRUDED  
COLORED VINYL RESIN

**PROEDGE FLEX** is a corner bead profile in shockproof non-toxic co-extruded colored vinyl resin composed by an internal rigid structure and by a soft external one. The profile is suitably shaped to protect the external corner of wall coverings. Its particular section and the availability in different colours make **PROEDGE FLEX** a much sought after and easy to lay profile that allows a workmanlike application.



**CO-EXTRUDED PVC - L 40 X 40 mm**  
bar length 2,7 lm - pack. 15 Pcs - 40,5 lm

Article	H mm		
PFC...40 (without adhesive)	40		
PFC...40A (with adhesive)	40		


**COLOURS**

01 - White

AVAILABLE MINIMUM QUANTITY 100 PCS by colour and height (Price to be agreed. Production delay 4/5 weeks)



09 - Yellow



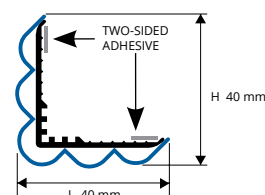

10 - Red



11 - Black



16 - Blue

**PFC... 40/40A****EXAMPLES AND INSTRUCTIONS FOR LAYING METHODS**

1. Choose "PROEDGE FLEX" according to the desired colour. 2. Cut "PROEDGE FLEX" to the desired length. 3. Remove carefully any remains of oil, fat and dirt from the surface where the profile will be laid. 4. When the surface is perfectly dry, remove the protective film (version with adhesive), place correctly the profile and press it without hitting / apply the silicone on the surface where the profile will be laid (version without adhesive) and press it without hitting.