

PROBRATESTP is a very elegant step nosing profile used to improve slip and slide resistance on the step. Made in natural and polished brass or natural and anodized silver aluminium, the upper part is knurled to increase adherence. Compulsory in public buildings to comply with accident-prevention regulations. Recommended for elegant, refined surroundings and for steps in wood, tiles, melamine-coated/laminated wood, marble or natural stones. Width: 8, 10, 12,5 mm.

PROBRATESTP

KNURLED NATURAL AND POLISHED BRASS
NATURAL AND ANODIZED SILVER ALUMINIUM



NATURAL BRASS thermo packed 5 Pcs
bar length 2,7 lm - pack. 20 Pcs - 54 lm

Article	H mm		
PBPON 10	10		*
PBPON 125	12,5		*

POLISHED BRASS thermo packed
bar length 2,7 lm - pack. 20 Pcs - 54 lm

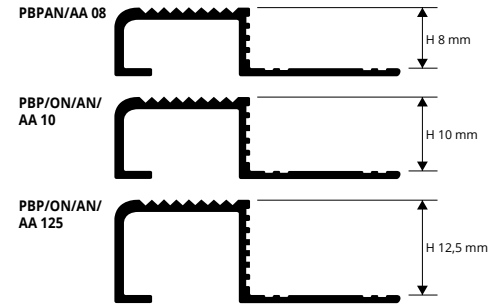
Article	H mm		
PBPOL 10	10		*
PBPOL 125	12,5		*

NATURAL ALUMINIUM thermo packed 5 Pcs
bar length 2,7 lm - pack. 20 Pcs - 54 lm

Article	H mm		
PBPAN 08	8		
PBPAN 10	10		
PBPAN 125	12,5		

ANODIZED SILVER ALUMINIUM thermo packed
bar length 2,7 lm - pack. 20 Pcs - 54 lm

Article	H mm		
PBPAA 08	8		
PBPAA 10	10		
PBPAA 125	12,5		



EXAMPLES AND INSTRUCTIONS FOR LAYING METHODS



1. Choose the PROBRATESTP in the required width and colour according to the thickness of the tile (stairs). 2. First fix the riser part, placing it at the correct and final height. 3. Fill the empty spaces under the profile with the tile adhesive. 4. Apply the adhesive to the tread, lay the profile with the punched base fully sunk into the adhesive and align the profile so that its lip covers the edge of the riser tile. 5. Lay the tread tiles, aligning them so that they are flush with the upper and rear part of the profile and filling the internal part with adhesive. Oxidation marks in the polished/natural brass range may be easily removed with specific chemical products (Sidol-Smac).

COLOURS



PROSTAIR BOTTON / STRIP are a tactile anti-slip botton/strip made in stainless steel AISI 316/1.4401-V4A. **PROSTAIR BOTTON / STRIP** has the function to realize the signaling lanes to the floor, and warning stairs, able to guide the blind and visually impaired. It is available with a length of 28.5 cm, a width of 3.5 cm and a thickness of 5mm and is provided with 3 stems, 2 cm high, for its fastening.

PROSTAIR BOTTON / STRIP

POLISHED, SATIN FINISH STAINLESS STEEL AISI 316/1.4404-V4A



PROSTAIR BOTTON
POLISHED STAINLESS STEEL AISI 316/1.4404-V4A - pack. 20 Pcs

Article	Ø mm		
PTRB 3520	35		

PROSTAIR BOTTON STRIP
SATIN FINISH STAINLESS STEEL AISI 316/1.4404-V4A - pack. 10 Pcs

Article	L x H mm		
PTRB 28035	280 X 35		

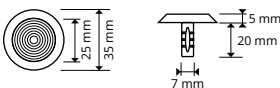
INSTRUCTIONS FOR LAYING METHODS

1. Put PROSTAIR BOTTON TEMPLATE on the desired zone. 2. Score on the support the position of the necessary holes. 3. Remove the template and drill the substrate with a tip 4 mm for a depth of approximately 2.5 cm. 4. Open the holes already made with a 8mm drill bit. 5. Remove dust residues. 6. Fill the hole with PROBAND FIX. 7. Put in the hole PROSTAIR BOTTON.

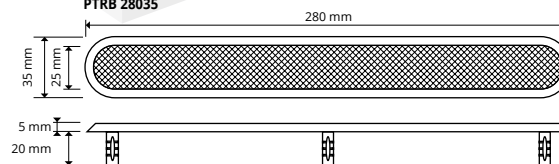
INSTRUCTIONS FOR LAYING METHODS

1. Put PROSTAIR BOTTON STRIP on the desired zone. 2. Scoring on the support in correspondence of the stems the points at which pierce. 3. Drill the substrate with a tip 4 mm for a depth of approximately 2.5 cm. 4. Open the holes already made with a 8mm drill bit. 5. Remove dust residues. 6. Fill the hole with PROBAND FIX. 7. Put in the hole PROSTAIR BOTTON STRIP.

PTRB 3520



PTRB 28035



PROSTAIR BOTTON TEMPLATE for PROSTAIR BOTTON

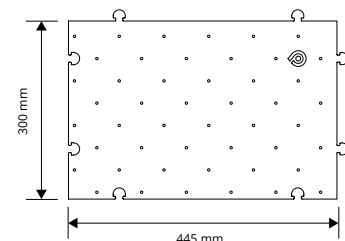
ZINC-PLATED STEEL

PROSTAIR BOTTON TEMPLATE is a mold, made in zinc-plated steel, which allows to score the points where to drilling for the mounting of PROSTAIR BOTTON. **PROSTAIR BOTTON TEMPLATE** has a Size of 30 x 44,5 cm and is Equipped with 48 holes of a diameter 4 mm. Provided with circular joints which can be connected to other molds.

ZINC-PLATED STEEL
pack. 4 Pcs

Article	L x H mm		
PTRTEM	445 x 300		

PTRTEM



* = Production on demand with minimum quantity of 100 pcs. Production delay 4/5 weeks. Price to be agreed