

PROCOVER is a joint-cover profile in anodized aluminium. It is applied at the end of laying two adjoining floors with the same height, having left a 6 - 24 mm gap between the two floors set in a thin bed of adhesive. It protects the outside edges of the floor/covering. It is easy to lay and attractive. The design of the profile with lower vertical arrowhead part allows excellent anchorage with the silicone/adhesive.

PROCOVER

ANODIZED SILVER, DARK BRONZE ALUMINIUM



ANODIZED SILVER, DARK BRONZE ALUMINIUM thermo packed - bar length 2,7 lm (PCRAA 1499 - bar length 0,90 lm - pack. 40 Pcs)

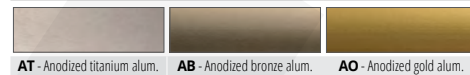


Article	L x H mm		
PCRAA 149 (pack. 40 Pcs)	14 X 9		
PCRDB 149 (pack. 40 Pcs)	14 X 9		
PCRAA 1499 (pack. 40 Pcs)	14 X 9		
PCRAA 209 (pack. 40 Pcs)	20 X 9		
PCRDB 209 (pack. 40 Pcs)	20 X 9		
PCRAA 269 (pack. 40 Pcs)	26 X 9		
PCRDB 269 (pack. 40 Pcs)	26 X 9		
PCRAA 409 (pack. 40 Pcs)	40 X 9		
PCRDB 409 (pack. 40 Pcs)	40 X 9		

COLOURS

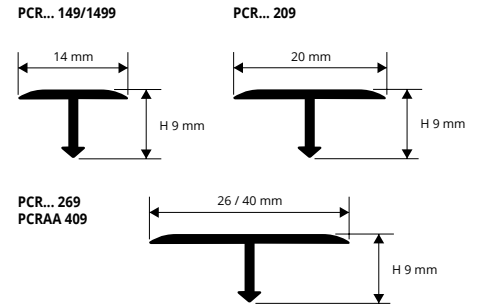


AVAILABLE MINIMUM QUANTITY 100 PCS by color and height

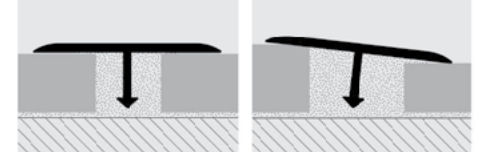


Available on demand PCRAT, PCRAB and PCRAO.

* PCRAA - DB 149 curvable. (See pag. 110)



EXAMPLES AND INSTRUCTIONS FOR LAYING METHODS



1. Choose the "PROCOVER" with the width suitable for the gap between the two floors to be joined, taking into consideration 2/3 mm side lap. 2. Fill the gap with single-pack silicone or with the adhesive used for laying the floor. 3. Bury the profile into the adhesive, making sure that both side laps of the profile rest on the coverings to be joined.

threshold - joint-cover profiles

PROCOVER WOOD is a joint-cover profile in aluminium covered with a very strong film available in 77 wooden finishes (72 on demand). It is applied at the end of laying two adjoining floors with the same height, having left a 6 - 24 mm gap between the two floors set in a thin bed of adhesive. It protects the outside edges of the floor/covering. It is easy to lay and attractive. The design of the profile with lower vertical arrowhead part allows excellent anchorage with the silicone/adhesive.

PROCOVER WOOD

ALUMINIUM COVERED WITH PROTECTIVE FILM IN 77 WOODEN FINISHES (72 on demand)

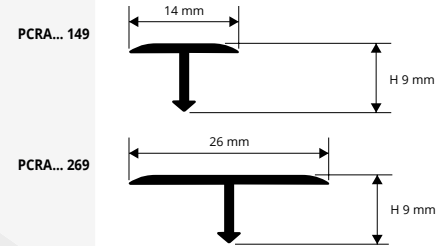

ALUMINIUM COVERED WOODEN FINISHES thermo packed bar length 2,7 lm - pack. 40 Pcs - 108 lm (L 26 mm - 54 lm)

Article	L x H mm		
PCRA... 149	14 X 9		
PCRA... 269	26 X 9		

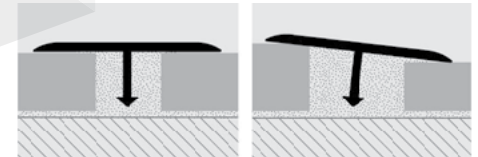
Available in the wood finishes: 05W - 11W - 28W - 29W - 30W. The code of the selected colour must be added to the article code. Es.: PCRA.. 149 (chosen finish light oak) PCRA04W 149.



COLOURS



EXAMPLES AND INSTRUCTIONS FOR LAYING METHODS



1. Choose the "PROCOVER" with the width suitable for the gap between the two floors to be joined, taking into consideration 2/3 mm side lap. 2. Fill the gap with single-pack silicone or with the adhesive used for laying the floor. 3. Bury the profile into the adhesive, making sure that both side laps of the profile rest on the coverings to be joined.

threshold - joint-cover profiles

PROCOVER INSERT for inserting Procover profiles

VINYL RESIN / BLACK RUBBER

Vinyl resin/rubber profile "U-form" for inserting PROCOVER with PINBFT 45 or PINBFT 40 Proinsert System base.

VINYL RESIN/RUBBER

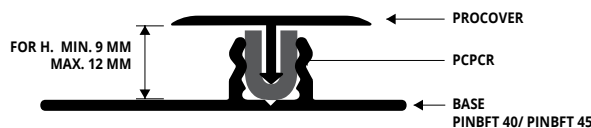
length 2,7 lm and/or in rolls 100 lm

Article			
PCPCR 2,7ML			
PCPCR 100ML			

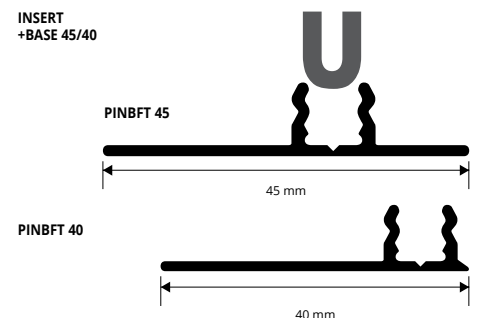
PROINSERT BASE 45 AND BASE 40 - alum. punched - perfored

bar length 2,7 lm- pack. 20 Pcs - 54 lm

Article	Width. mm		
PINBFT 45	45		
PINBFT 40	40		



INSERT +BASE 45/40



* = Production on demand with minimum quantity of 100 pcs. Production delay 4/5 weeks. Price to be agreed

