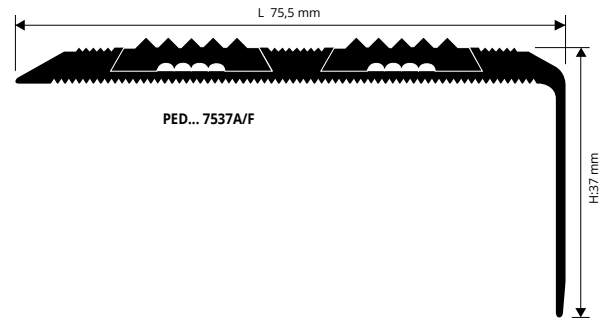


PROEND INS 75 is a step nosing profile in anodized aluminium with interchangeable rubber insert: the upper part is knurled to increase slip and slide resistance and is applied after laying. Available anodized with gold, bronze or silver finish and with adhesive or punched.

PROEND INS 75 ensures a perfect finish, covering laying defects and protecting the edge. Easy to lay with the self-adhesive backing ensuring perfect adherence to the step or with screws and screw anchors in the punched version.

PROEND INS 75

GOLD, SILVER AND BRONZE ANOD. ALUMINIUM
ADHESIVE AND PUNCHED



stair nosing for existing steps

ANODIZED ALUMINIUM with DOUBLE INSERT thermo packed - with adhesive

bar length 2,7 lm - pack. 10 Pcs - 27 lm

Article	H x L mm
PED... 7537A	37 X 75,5

ANODIZED ALUMINIUM with DOUBLE INSERT thermo packed - punched

bar length 2,7 lm - pack. 10 Pcs - 27 lm

Article	H x L mm
PED... 7537F	37 X 75,5

On demand bar length 3 lm with minimum quantity of 200 pcs. Production delay 4/5 weeks. Price to be agreed.

Available in the finishes: AA - AO - AB.

The code of the selected finish must be added to the article code. E.g.: PED... 7537A (chosen finish anodized gold) PEDAO 7537A.



EXAMPLES AND INSTRUCTIONS FOR LAYING METHODS

Adhesive version

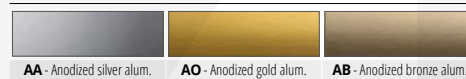
1. Choose the suitable profile and cut it to the necessary length. 2. Degrease, wash and clean the solid surface thoroughly. 3. Remove the protective paper from the adhesive. 4. Lay the profile by applying pressure evenly over the whole surface without using a hammer.

Punched version

1. Choose the suitable profile and cut it to the necessary length. 2. Mark the position of the holes using the existing holes in the profile as reference. 3. Insert the screw anchors into the drilled holes. 4. Fix the profile using flathead screws suitable for the relative slots in the profile.



COLOURS

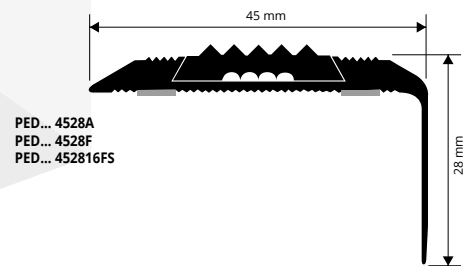


PROEND INS is a step nosing profile in anodized aluminium with interchangeable rubber insert: the upper part is knurled to increase slip and slide resistance and is applied after laying. Available anodized with gold, bronze or silver finish and with adhesive or punched.

PROEND INS ensures a perfect finish, covering laying defects and protecting the edge. Easy to lay with the self-adhesive backing ensuring perfect adherence to the step or with screws and screw anchors in the punched version.

PROEND INS

GOLD, SILVER AND BRONZE ANOD. ALUMINIUM
ADHESIVE AND PUNCHED



ANODIZED ALUM. with adhesive WITH INSERT thermo packed

bar length 2,7 lm - pack. 20 Pcs - 54 lm

Article	H x L mm
PED... 4528A	28 X 45

ANODIZED ALUM. punched WITH INSERT thermo packed

bar length 2,7 lm - pack. 20 Pcs - 54 lm

Article	H x L mm
PED... 4528F	28 X 45

On demand bar length 3 lm with minimum quantity of 200 pcs. Production delay 4/5 weeks. Price to be agreed.

AN. ALUM. punched WITH INSERT, screws and screw anchors thermo packed - bar length 1,65 lm - pack. 20 Pcs




Article	H x L mm
PED... 452816FS	28 X 45


Available in the finishes: AA - AO - AB.

The code of the selected colour must be added to the article code. E.g.: PED... 4528A (chosen finish anodized gold) PEDAO 4528A.

COLOURS



EXAMPLES OF LAYING



For instructions see the product above

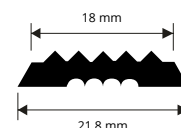
BLACK INTERCHANGEABLE INSERT

VINYL RESIN / RUBBER

VINYL RESIN / RUBBER

bar length 2,7 lm - pack. 20 Pcs - 54 lm

Article
IIN 12



* = Production on demand with minimum quantity of 100 pcs. Production delay 4/5 weeks. Price to be agreed