

PROGRESS 712

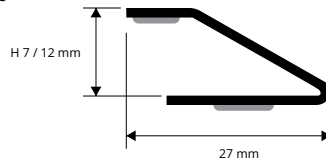
POLISHED STAINLESS STEEL AISI 304/1.4301
AND POLISHED BRASS WITH SELF-ADHESIVE

PROGRESS 712 is a self-adhesive sloping terminal transition profile in stainless steel 1.4301 and polished brass with protective film. It is used to give a clean-cut, elegant finish when joining and compensating differences in level of floors that are already laid and in differing or same materials e.g. ceramic tiles-wood-parquet-marble, etc. It joins and compensates a thickness between 7 and 12mm.

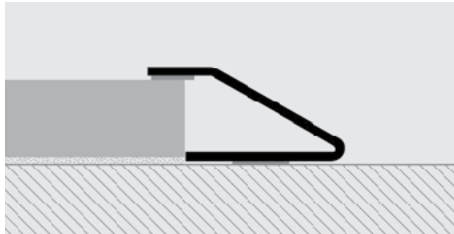
PROGRESS 712 ensures a perfect finish with little height, covering any flaws created during laying of the floor. Easy to lay; the high-strength elastomer adhesive ensures an excellent grip.

transition profiles

PRSAC 712A/7129AS
PRSOL 712A/7129AS



EXAMPLES AND INSTRUCTIONS FOR LAYING METHODS



1. Choose the suitable profile and cut it to the necessary length.
2. Degrease, wash and clean the solid surface thoroughly.
3. Remove the protective paper from the adhesive.
4. Lay the profile by applying pressure evenly over the whole surface without using a hammer.



POLISHED STAINLESS ST. AISI 304/1.4301-V2A self-adhesive thermo packed - bar length 2,7 lm - pack. 20 Pcs - 54 lm

Article	L x H mm
PRSAC 712A	27 X 7/12

POLISHED STAINLESS ST. AISI 304/1.4301-V2A self-adhesive thermo packed - bar length 0,90 lm - pack. 20 Pcs



Article	L x H mm
PRSAC 7129AS	27 X 7/12

COLOURS



AC - Polished stainless steel AISI 304/1.4301-V2A

OL - Polished brass



POLISHED BRASS self-adhesive thermo packed - bar length 2,7 lm - pack. 20 Pcs - 54 lm

Article	L x H mm
PRSOL 712A	27 X 7/12

POLISHED BRASS self-adhesive thermo packed - bar length 0,90 lm - pack. 20 Pcs



Article	L x H mm
PRSOL 7129AS	27 X 7/12

SUITABLE FOR USE IN CONTACT WITH FOODSTUFFS.

On demand hand-brushed stainless steel
(Price to be agreed. Production delay 4/5 weeks)

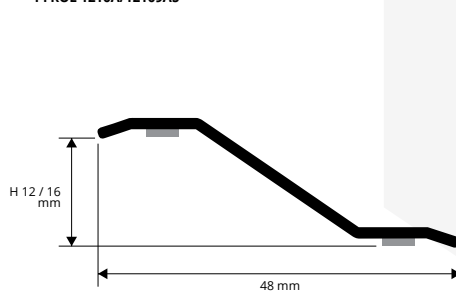
PROFLOOR 1216

POLISHED STAINLESS STEEL AISI 304/1.4301
AND POLISHED BRASS WITH SELF-ADHESIVE

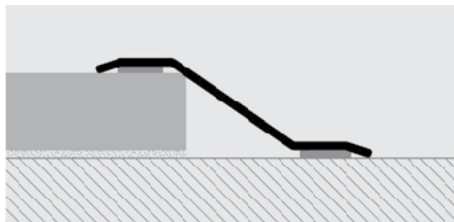
PROFLOOR 1216 is a self-adhesive chamfered terminal transition profile in stainless steel AISI 304/1.4301-V2A and polished brass with protective film. It is used to give a clean-cut, elegant finish when joining and compensating differences in level of floors that are already laid and in differing or same materials e.g. ceramic tiles-wood-parquet-marble, etc. It joins and compensates a thickness between 12 and 16mm. **PROFLOOR 1216** ensures a perfect finish with little height, covering any flaws created during laying of the floor. Easy to lay; the high-strength elastomer adhesive ensures an excellent grip.

transition profiles

PFRAC 1216A/12169AS
PFROL 1216A/12169AS



EXAMPLES AND INSTRUCTIONS FOR LAYING METHODS



1. Choose the suitable profile and cut it to the necessary length.
2. Degrease, wash and clean the solid surface thoroughly.
3. Remove the protective paper from the adhesive.
4. Lay the profile by applying pressure evenly over the whole surface without using a hammer.



POLISHED STAINLESS ST. AISI 304/1.4301-V2A self-adhesive thermo packed - bar length 2,7 lm - pack. 20 Pcs - 54 lm

Article	L x H mm
PFRAC 1216A	48 X 12/16

POLISHED STAINLESS ST. AISI 304/1.4301-V2A self-adhesive thermo packed - bar length 0,93 lm - pack. 20 Pcs



Article	L x H mm
PFRAC 12169AS	48 X 12/16

SUITABLE FOR USE IN CONTACT WITH FOODSTUFFS.

On demand hand-brushed stainless steel
(Price to be agreed. Production delay 4/5 weeks)



POLISHED BRASS self-adhesive thermo packed - bar length 2,7 lm - pack. 20 Pcs - 54 lm

Article	L x H mm
PFROL 1216A	48 X 12/16

POLISHED BRASS self-adhesive thermo packed - bar length 0,93 lm - pack. 20 Pcs



Article	L x H mm
PFROL 12169AS	48 X 12/16

COLOURS



AC - Polished stainless steel AISI 304/1.4301-V2A

OL - Polished brass