

PROJOLLY ANGLE 135 is a polished and satin stainless steel profile that can be used as protection for the 135° corners of coverings. Its particular section, the availability in two different finishes make **PROJOLLY ANGLE 135** a much sought-after profile that allows an elegant workmanlike application.


PROJOLLY ANGLE 135

POLISHED AND SATIN FINISH
STAINLESS STEEL AISI 304/1.4301-V2A



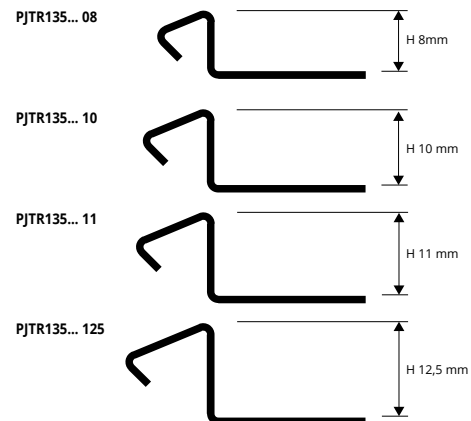
POLISHED STAINLESS STEEL AISI 304/1.4301-V2A with protective film
bar length 2,7 lm - pack. 20 Pcs - 54 lm - 8/10 mm

Article	H mm
PJTR135AC 08	8
PJTR135AC 10	10
PJTR135AC 11	11
PJTR135AC 125	12,5



SATINED STAINLESS STEEL AISI 304/1.4301-V2A with protective film
bar length 2,7 lm - pack. 20 Pcs - 54 lm - 8/10 mm

Article	H mm
PJTR135ACS 08	8
PJTR135ACS 10	10
PJTR135ACS 11	11
PJTR135ACS 125	12,5

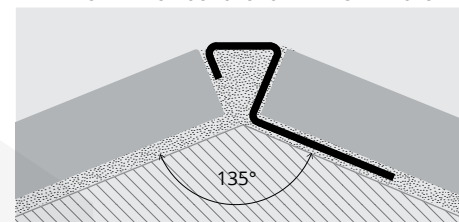


COLOURS



SUITABLE FOR USE IN CONTACT WITH FOODSTUFFS

EXAMPLES AND INSTRUCTIONS FOR LAYING METHODS



1. Choose "PROJOLLY ANGLE 135" according to the tile thickness and desired finish.
2. Cut "PROJOLLY ANGLE 135" to the desired length and apply the adhesive on the support where the profile will be laid.
3. Press the anchoring flange of "PROJOLLY ANGLE 135" into the adhesive.
4. Lay the tiles, aligning them with the profile leaving a 2 mm joint. Remove immediately all remains of adhesive from the surface of the profile.
5. Fill the joints between the profile and the tiles with grout, in order to avoid water stagnation. Remove immediately all the remains of grout from the surface of the profile.

