






PROJOLLY SQUARE is a square corner bead profile in chromed brass or antique brass that can be applied on external corners of coverings. It can be used to close the perimeter of coverings, like a connection profile between step tread and riser of stairs coated with ceramic and natural stone tiles, and also as separation profile for floor and wall coverings. Its particular section and elegance and the availability of special pieces such as internal and external corners, end caps and joints make **PROJOLLY SQUARE** a much sought-after profile that allows an elegant workmanlike application.

PROJOLLY SQUARE

CHROMED BRASS, ANTIQUE BRASS



PJQSOC 045		H 4,5 mm
PJQSOC 06		H 6 mm
PJQS... 08		H 8 mm
PJQS...10		H 10 mm
PJQS... 125		H 12,5 mm


CHROMED BRASS thermo packed
bar length 2,7 lm - pack. 20 Pcs - 54 lm

Article	H mm		
PJQSOC 045	4,5		*
PJQSOC 06	6		*
PJQSOC 08	8		*
PJQSOC 10	10		
PJQSOC 125	12,5		

ANTIQUE BRASS thermo packed bar length 2,7 lm
pack. 20 Pcs - 54 lm (PJQSOB 125 - pack. 10 Pcs)

Article	H mm		
PJQSOB 08	8		*
PJQSOB 10	10		
PJQSOB 125	12,5		

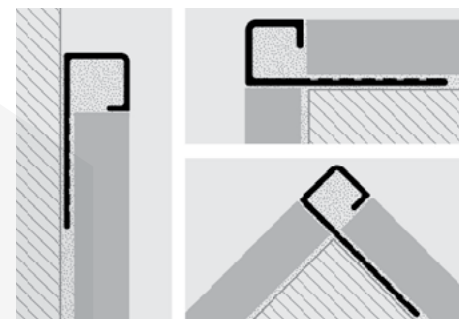
COLOURS



INSTRUCTIONS FOR LAYING

1. Choose "PROJOLLY SQUARE" according to the tile thickness.
2. Cut "PROJOLLY SQUARE" to the desired length and apply the adhesive on the support where the profile will be laid.
3. Press the anchoring flange of "PROJOLLY SQUARE" into the adhesive.
4. Lay the tiles, aligning them with the profile leaving a 2 mm joint. Remove immediately all remains of adhesive from the surface of the profile.
5. Fill the joints between the profile and the tiles with grout, in order to avoid water stagnation. Remove immediately all the remains of grout from the surface of the profile.

EXAMPLES OF LAYING



CAPSULES, END CAPS and THREE-WAYS JOINTS

CHROMED BRASS - PLASTIC

CAPSULES and END CAPS - CHROMED BRASS

Article	H mm		Pack. 10 Pcs	Pack. 2 Pcs
CPJQSOC 045/...	4,5			*
CPJQSOC 06/...	6			*
CPJQSOC 08/...	8			*
CPJQSOC 10/...	10			
CPJQSOC 125/...	12,5			
TPJQSOC 045-06-08-10-125/...				

Choose the desired packaging: E.g.: CPJQSOC .../10 (Pack. 10 Pcs)
CPJQSOC .../2 (Pack. 2 Pcs)

JOINTS - PLASTIC

Article	H mm		Pack. 10 Pcs	Pack. 2 Pcs
GIJQ 045/...	4,5			*
GIJQ 06/...	6			*
GIJQ 08/...	8			*
GIJQ 10/...	10			
GIJQ 125/...	12,5			

Choose the desired packaging: E.g.: GIJQ .../10 (Pack. 10 Pcs).
GIJQ .../2 (Pack. 2 Pcs).

