

**PROMOQUETTE GIN** is a profile in anodized aluminium with tap-down edge for edging or joining floors in carpeting, PVC, linoleum, ceramic tiles/wood, etc. Two versions are available: punched for laying under tension and then permanently fixed with screws/nails or the adhesive version for laying with glue and which can be taken up if required. **PROMOQUETTE GIN** guarantees an impeccable finish and offers the dual function of both joining and of covering any flawed edges of the floors. It speeds up laying time and the result is attractive.

# PROMOQUETTE GIN

ANODIZED GOLD, SILVER AND BRONZE ALUMINIUM WITH SELF-ADHESIVE AND PUNCHED



**ANODIZED GOLD, SILVER AND BRONZE ALUMINIUM thermo packed** - bar length 2,7 lm - pack. 20 Pcs - 54 lm

Article	H mm		
PMGAA 813F (punched)	8/13		
PMGAA 813A (with adhesive)	8/13		
PMGAO 813F (punched)	8/13		
PMGAO 813A (with adhesive)	8/13		
PMGAB 813F (punched)	8/13		
PMGAB 813A (with adhesive)	8/13		
PMGAT 813F (punched)	8/13		
PMGAT 813A (with adhesive)	8/13		*
PMGCH 813F (punched)	8/13		*
PMGCH 813A (with adhesive)	8/13		*
PMGSB 813F (punched)	8/13		*
PMGSB 813A (with adhesive)	8/13		*

Available in the colours: AO - AA - AB (AT, CH and SB available on demand with a minimum quantity order of 100 pcs). The code of the selected colour must be added to the article code. E.g.: PMG... 813F (chosen colour anodized gold alum.) PMGAO 813F.

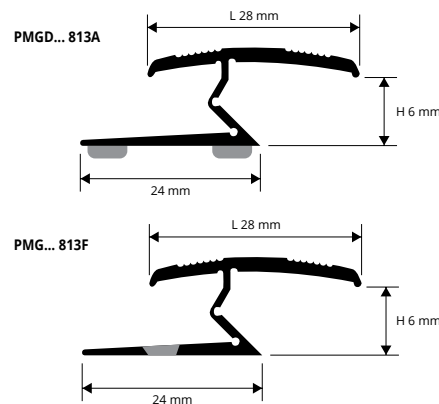
### COLOURS

AA - Anodized silver alum.	AO - Anodized gold alum.	AB - Anodized bronze alum.

**ON DEMAND MINIMUM 100 PCS** by color and height

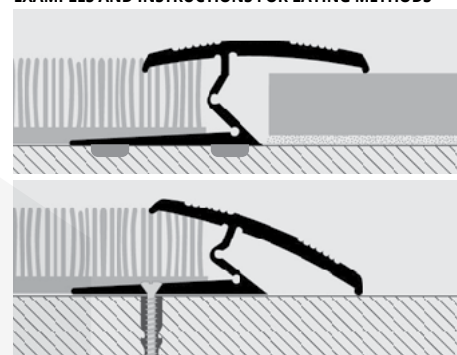
AT - Anodized titanium alum.	CH - Anodized champagne alum.	SB - Anodized sand alum.

(Prices to be agreed. Production delay 4/5 weeks)



carpet gripper profiles

### EXAMPLES AND INSTRUCTIONS FOR LAYING METHODS



1. Cut the profile to the necessary length. 2. Fix the "PROMOQUETTE GIN" to the floor using screws/nails or two-sided adhesive tape. 3. Lay the required floor, inserting the carpeting, PVC, linoleum, ceramic tile or wood under the upper curved part. 4. Apply pressure evenly on the edges of the profile until they close and secure the flooring on both sides.

**PROMOQUETTE CLIP** is an aluminum profile, which allows to combine two carpet in practical and fast way. The profile is composed by a base and a TOP serrated, thanks to its particular section, allows to cover and fix the edges of the carpet with the connection of the top to the base. **PROMOQUETTE CLIP** in anodized aluminum is suitable for closed environment is required where a good resistance to mechanical and chemical stresses.

# PROMOQUETTE CLIP

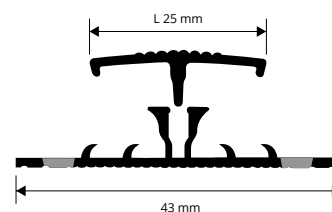
ANODIZED SILVER ALUMINIUM TOP AND NOTCHED BASE



### COLOURS

AA - Anodized silver alum.

PMC... 525D



carpet gripper profiles

### EXAMPLES AND INSTRUCTIONS FOR LAYING METHODS



1. Cut the profile to the necessary length. 2. Fix the punched/notched base to the floor using screws/nails or two-sided adhesive tape. 3. Lay the carpeting by gluing or holding under tension. 4. With the help of a wooden tapping block and a hammer, apply pressure evenly over the whole of the top profile until it clicks into the base, thereby securing the carpeting on both sides.

**ANODIZED SILVER ALUMINIUM thermo packed** bar length 2,7 lm - pack. 20 Pcs - 54 lm

Article	H mm		
PMCAA 525D (Notched base)	5		*

\* = Production on demand with minimum quantity of 100 pcs. Production delay 4/5 weeks. Price to be agreed