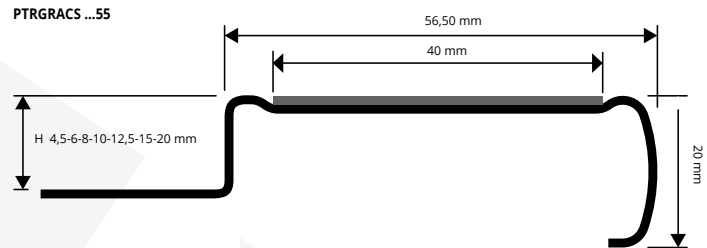
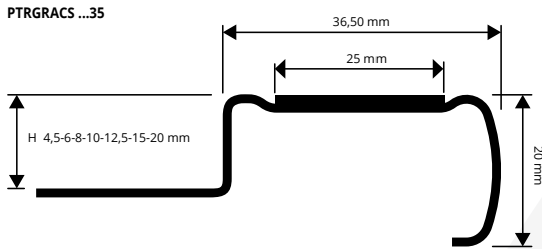


PROSTAIR GRIP ACC is an AISI 304/1.4301-V2A satin finish stainless steel profile, consisting of a punched flange, ensuring perfect anchorage to the substrate, a 36,5 and 56,5mm horizontal visually exposed surface with the carborundum stripe insert and a 20mm vertical visually exposed flat surface. The profile is available in the heights 4,5/6/8/10/12,5/15/20 mm and is equipped with end caps made of varnished plastic in satin steel-effect finish. The design of this profile together with the completing elements make it an elegant and appreciated solution also for modern stairs.

PROSTAIR GRIP ACC

SATIN FINISH STAINLESS STEEL AISI 304/1.4301-V2A



SATIN FINISH STAINLESS STEEL AISI 304/1.4301-V2A with protective film - bar length 2,7 lm - width 36,50 mm

| Article | H mm | Pcs/Pack |
|----------------|------|----------|
| PTRGRACS 04535 | 4,5 | 20 |
| PTRGRACS 0635 | 6 | 20 |
| PTRGRACS 0835 | 8 | 20 |
| PTRGRACS 1035 | 10 | 10 |
| PTRGRACS 12535 | 12,5 | 10 |
| PTRGRACS 1535 | 15 | 7 |
| PTRGRACS 2035 | 20 | 7 |

SATIN FINISH STAINLESS STEEL AISI 304/1.4301-V2A with protective film - bar length 2,7 lm - width 56,50 mm

| Article | H mm | Pcs/Pack |
|----------------|------|----------|
| PTRGRACS 04555 | 4,5 | 20 |
| PTRGRACS 0655 | 6 | 20 |
| PTRGRACS 0855 | 8 | 20 |
| PTRGRACS 1055 | 10 | 10 |
| PTRGRACS 12555 | 12,5 | 10 |
| PTRGRACS 1555 | 15 | 7 |
| PTRGRACS 2055 | 20 | 7 |

THE ADHESIVE CARBORUNDUM STRIP (PROGRIP) IS NOT INCLUDED WITH THE PROFILE.
FOR PTRGRACS ...35 ORDER PGR... 25 (SPECIFY THE CHOSEN COLOUR).
FOR PTRGRACS ...55 ORDER PGR... 40 (SPECIFY THE CHOSEN COLOUR).

COLOURS



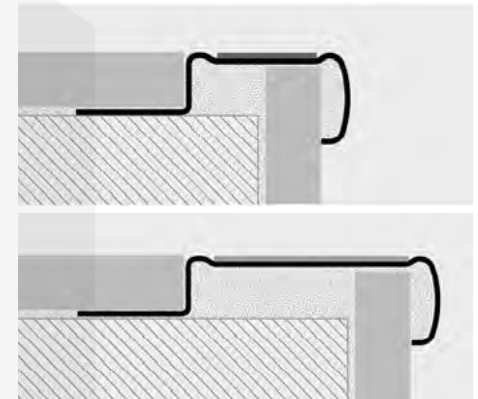
END CAPS - R/L - pack. 2 Pcs (1 R and 1 L)

| Article | H mm | L mm |
|----------------|--------|------|
| TPTRGRACS 55/1 | 4,5+20 | 56,5 |
| TPTRGRACS 35/1 | 4,5+20 | 36,5 |

Articles not for sale singly

SUITABLE FOR USE IN CONTACT WITH FOODSTUFFS

EXAMPLES AND INSTRUCTIONS FOR LAYING METHODS



1. Choose the PROSTAIR GRIP ACC in the required height, according to the thickness of the floor covering and the desired profile width;
2. Lay the floor covering on the stair riser and apply the adhesive on the of stair tread, where the profile will be installed;
3. Fill the empty spaces under the profile with the adhesive for tiles. Lay the profile on the step tread, making sure that it is aligned with the stair riser;
4. Lay the floor covering on the stair tread and align;
5. Plaster the joints between the profile and the tiles.

PROGRIP is a carborundum adhesive stripe, consisting of an elastic film coated with high wear resistant abrasive grains. It is usually employed in public as well as in domestic environments to make stair steps non-slip. The stripe is available in different colors and widths to meet any technical and aesthetic requirement. If **PROGRIP** is applied directly on the step covering, it is advisable to apply two stripes on each step, rounding their ends.

PROGRIP

ADHESIVE CARBORUNDUM - 7 COLOURS

COLOURS

| Article | Width mm | |
|-------------------|--|-----------------|
| N - Black | B - White | T - Transparent |
| G - Gray | Y - Yellow | M - Brown |
| GN - Yellow/Black | The PGRT (transparent) are not suitable for outside use. | |

ADHESIVE NON-SLIP STRIP for STEPS - rolls length 18,3 lm

| Article | Width mm |
|-------------------------|----------|
| PGRGN 20 (yellow/black) | 20 |
| PGRGN 25 (yellow/black) | 25 |
| PGRGN 50 (yellow/black) | 50 |

ADHESIVE NON-SLIP STRIP for STEPS - rolls length 18,2 lm

| Article | Width mm |
|-------------------------|----------|
| PGRN 25 (black colour) | 25 |
| PGRB 25 (white colour) | 25 |
| PGRT 25 (transparent) | 25 |
| PGRG 25 (grey colour) | 25 |
| PGRY 25 (yellow colour) | 25 |
| PGRM 25 (brown colour) | 25 |
| PGRN 40 (black colour) | 40 |
| PGRB 40 (white colour) | 40 |
| PGRT 40 (transparent) | 40 |
| PGRG 40 (grey colour) | 40 |
| PGRY 40 (yellow colour) | 40 |
| PGRM 40 (brown colour) | 40 |



* = Production on demand with minimum quantity of 10 rolls. Production delay 4/5 weeks. Price to be agreed