

PROWALK

PROWALK is a step nosing profile in polished brass and anodized aluminium for existing steps. The upper part is knurled to increase slip and slide resistance and is applied after laying. Available with holes or without adhesive. Ideal for protecting and shielding the edges and corner between riser and tread, which are the areas subjected to most stress.

POLISHED BRASS and ANODIZED ALUMINIUM
ADHESIVE and PUNCHED



KNURLED POLISHED BRASS with adhesive thermo packed
bar length 2,7 lm - pack. 15 Pcs - 40,5 lm

Article	H x L mm		
PWKOL 22A	22 X 22		
PWKOL 30A	30 X 30		*

KNURLED POLISHED BRASS punched thermo packed
bar length 2,7 lm - pack. 15 Pcs - 40,5 lm

Article	H x L mm		
PWKOL 22F	22 X 22		
PWKOL 30F	30 X 30		*

KNURLED POLISHED BRASS without holes thermo packed
bar length 2,7 lm - pack. 15 Pcs - 40,5 lm

Article	H x L mm		
PWKOL 22	22 X 22		
PWKOL 30	30 X 30		*

KNURLED POLISHED BRASS with adhesive thermo packed - bar length 0,90 lm - pack. 20 Pcs



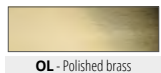
Article	H x L mm		
PWKOL 229AS	22 X 22		
PWKOL 309AS	30 X 30		*

KNURLED POLI. BRASS punched with screws and screw anchors thermo packed - bar length 0,90 lm - pack. 20 Pcs



Article	H x L mm		
PWKOL 309FS	30 X 30		*

COLOURS



OL - Polished brass

KNURLED ANODIZED ALUMINIUM with adhesive thermo packed
bar length 2,7 lm - pack. 20 Pcs - 54 lm

Article	H x L mm		
PWK... 22A	22 X 22		
PWK... 30A	30 X 30		

KNURLED ANODIZED ALUMINIUM punched thermo packed
bar length 2,7 lm - pack. 20 Pcs - 54 lm

Article	H x L mm		
PWK... 22F	22 X 22		
PWK... 30F	30 X 30		

KNURLED ANODIZED ALUM. WITHOUT HOLES thermo packed
bar length 2,7 lm - pack. 20 Pcs - 54 lm

Article	H x L mm		
PWK... 22	22 X 22		
PWK... 30	30 X 30		

KNURLED ANODIZED ALUMINIUM with adhesive thermo packed - bar length 0,90 lm - pack. 20 Pcs



Article	H x L mm		
PWK... 229AS	22 X 22		
PWK... 309AS	30 X 30		*

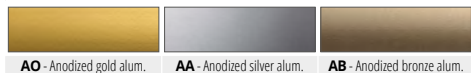
KNURLED ANOD. ALU. punched with screws and screw anchors thermo packed - bar length 0,90 lm - pack. 20 Pcs



Article	H x L mm		
PWK... 229FS	22 X 22		
PWK... 309FS	30 X 30		*

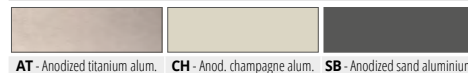
Available in the colours: AO - AA - AB (AT, CH and SB available on demand with a minimum quantity order of 100 pcs). The code of the selected colour must be added to the article code. E.g.: PWK... 22A (chosen colour anodized gold) PWKAO 22A.

COLOURS



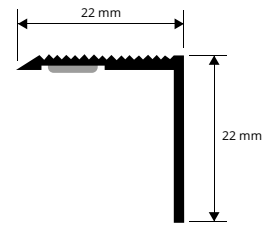
AO - Anodized gold alum. AA - Anodized silver alum. AB - Anodized bronze alum.

ON DEMAND MINIMUM QUANTITY 100 PCS for color and height

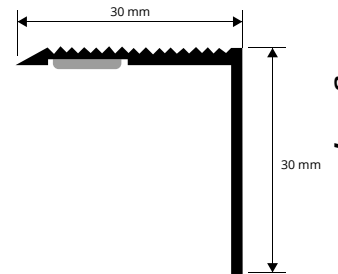


AT - Anodized titanium alum. CH - Anod. champagne alum. SB - Anodized sand aluminium

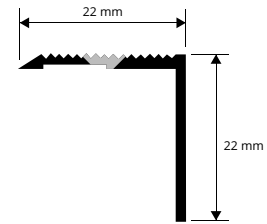
PWK... 22A
PWK... 229AS



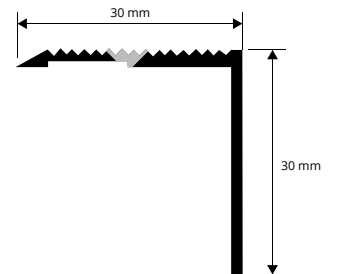
PWK... 30A
PWK... 309AS



PWK... 22F
PWK... 229FS

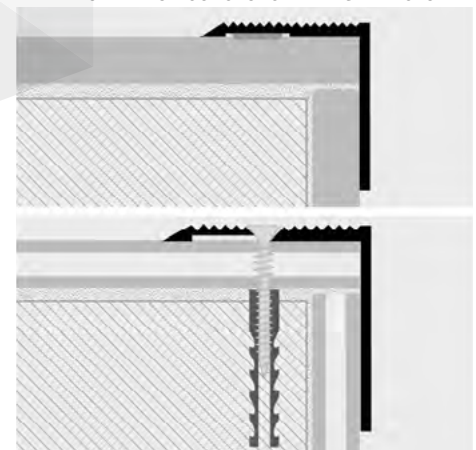


PWK... 30F
PWK... 309FS



stair nosing for existing steps

EXAMPLES AND INSTRUCTIONS FOR LAYING METHODS



Adhesive version

1. Choose the suitable profile and cut it to the necessary length.
2. Degrease, wash and clean the solid surface thoroughly.
3. Remove the protective paper from the adhesive.
4. Lay the profile by applying pressure evenly over the whole surface without using a hammer.

Punched version

1. Choose the suitable profile and cut it to the necessary length.
2. Mark the position of the holes using the existing holes in the profile as reference.
3. Insert the screw anchors into the drilled holes.
4. Fix the profile using flathead screws suitable for the relative slots in the profile.

* = Production on demand with minimum quantity of 100 pcs. Production delay 4/5 weeks. Price to be agreed