

PROSEAL WOOD is a new inner connector square suitable for creating a concave skirting for wood / rolled-melamine floating wood / ceramic / marble tiles to reduce the floor / covering detachment. The particular material used allows to resist to the main chemical agents ant to small breakages. **PROSEAL WOOD's** dimensions allow the necessary expansion of the outer joint. Ideal for public (schools, rest homes, recreational area) and private places. In expanded PVC , in 2 wooden finishes 4 in matching colours to combine with various wooden finishes. Easy to lay with fixing silicone.

PROSEAL WOOD

EXPANDED PVC 2 WOODEN FINISHES
AND 4 PLAIN COLOURS



EXPANDED PVC - 2 WOODEN FINISHES


bar length 2,5 lm - pack. 40 Pcs - 100 lm

Article	L x H mm		
PSAW... 20	21 x 21		

Available in the wooden finishes: 05W - 10W.

The code of the selected colour must be added to the article code.
E.g.: PSAW...20 (chosen colour wengè) PSAWN 20.

COLOURS



The shade of the wooden finish in rigid expanded vinyl resin/ PVC results slightly different from the film usually applied on the profiles in aluminum.

EXPANDED PVC - 4 COLOURS

bar length 2,5 lm - pack. 40 Pcs - 100 lm

Article	L x H mm		
PSAW... 20	21 x 21		

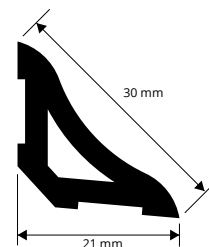
Available in the colours: B - GC - GS - N.

The code of the selected colour must be added to the article code.
E.g.: PSAW...20 (chosen colour black) PSAWN 20.

COLOURS



PSAW... 20



transition profiles

EXAMPLES AND INSTRUCTIONS FOR LAYING METHODS



1. Choose "PROSEAL WOOD" color and/or wood finish required.
2. The laying must be carried out using fast fixing acrylic silicone, mastic, bostik suitable for gluing PVC with mortar - plaster - wall units etc., or fix using screws/nails.

PROANGLE WOOD

EXPANDED PVC 2 WOODEN FINISHES
AND 4 PLAIN COLOURS



EXPANDED RIGID PVC - 2 WOODEN FINISHES


bar length 2,5 lm - pack. 40 Pcs - 100 lm

Article	L x H mm		
PGAW... 15	15 x 15		

Available in the wooden finishes: 05W - 10W

The code of the selected colour must be added to the article code.
E.g.: PSAW...20 (chosen colour wengè) PSAWN 20.

COLOURS



The shade of the wooden finish in rigid expanded vinyl resin/ PVC results slightly different from the film usually applied on the profiles in aluminum.

EXPANDED RIGID - 4 COLOURS

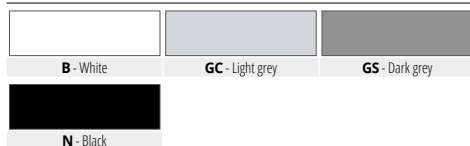
bar length 2,5 lm - pack. 40 Pcs - 100 lm

Article	L x H mm		
PGAW... 15	15 x 15		

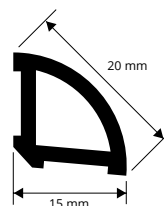
Available in the colours: B - GC - GS - N.

The code of the selected colour must be added to the article code.
E.g.: PSAW...20 (chosen colour black) PSAWN 20.

COLOURS



PGAW... 15



transition profiles

EXAMPLES AND INSTRUCTIONS FOR LAYING METHODS



1. Choose "PROANGLE WOOD" color and/or wood finish required.
2. The laying must be carried out using fast fixing acrylic silicone, mastic, bostik, suitable for gluing PVC with mortar-plaster-wall units etc., or fix using screws/nails.