


PROSKIRTING CHANNEL is the new innovative skirting designed with an integrated system for plasterboard walls, and devised to create a skirting flush to the wall with decorative inner grooves for a modern and contemporary touch.

PROSKIRTING CHANNEL

ANODIZED, BRUSHED, VARNISHED ALUMINIUM



SUPPORT/ PERFORATED BASE - ANODIZED SILVER ALUM.
thermo packed - bar length 2 lm - pack. 20 Pcs - 40 lm

Article	H mm		
PKGCFAA 75	75		

ORDER THE SUPPORT AND THE TOP YOU WISH

VISIBLE TOP - ANODIZED, BRUSHED, WHITE VARNISHED ALUM.
thermo packed bar length 2 lm - pack. 20 Pcs - 40 lm

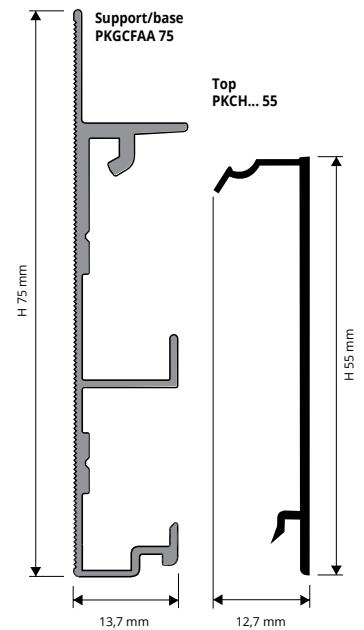
Article	H mm		
PKCHAA 55	55		
PKCHBS 55	55		*
PKCHA 55-01	55		

On demand may be realised in other finishes of the colour chart.
Contact our customer service for minimum quantity, timing and price.

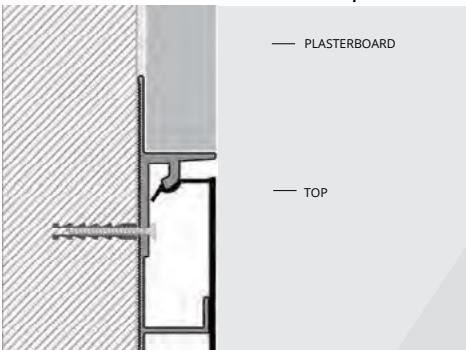
INTERNAL CORNER - ANODIZED, BRUSHED, WHITE VARNISHED ALUM. - pack. 5 Pcs

Article	H mm		
REPKCH... 55	55		
REPKCHA 55-01	55		

Available in the colours: AA - BS - 01. The code of the selected colour must be added to the article code.
E.g.: REPKCH... 55 (chosen finish anodized silver) REPKCHAA 55.




EXAMPLES OF LAYING for instructions see the product below



PROSKIRTING FLAT is the new innovative skirting designed with an integrated system for plasterboard walls, and devised to create a skirting flush to the wall for a modern and contemporary touch.

PROSKIRTING FLAT

ANODIZED, BRUSHED VARNISHED ALUMINIUM



SUPPORT/ PERFORATED BASE - ANODIZED SILVER ALUM.
thermo packed - bar length 2 lm - pack. 20 Pcs - 40 lm

Article	H mm		
PKGCFAA 75	75		

ORDER THE SUPPORT AND THE TOP YOU WISH

VISIBLE TOP - ANODIZED, BRUSHED, WHITE VARNISHED ALUM.
thermo packed - bar length 2 lm - pack. 20 Pcs - 40 lm

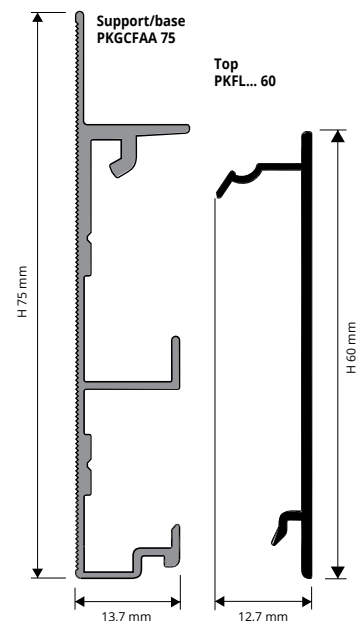
Article	H mm		
PKFLAA 60	60		
PKFLBS 60	60		*
PKFLA 60-01	60		

On demand may be realised in other finishes of the colour chart.
Contact our customer service for minimum quantity, timing and price.

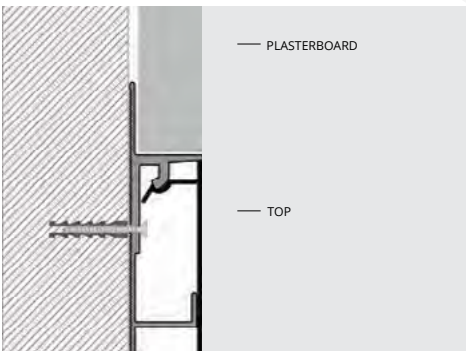
EXTERNAL CORNER - ANODIZED, BRUSHED, WHITE VARNISHED ALUM. - pack. 5 Pcs

Article	H mm		
REPKFL... 60	60		
REPKFLA 60-01	60		

Available in the colours: AA - BS - 01. The code of the selected colour must be added to the article code.
E.g.: REPKFL... 60 (chosen finish anodized silver) REPKFLAA 60.



EXAMPLES AND INSTRUCTIONS FOR LAYING METHODS



1. Fix the substrate/perforated base to the wall before laying the plasterboard, calculating all the heights and distances. 2. Lay the plasterboard aligning the lower part flush to the "PROSKIRTING CHANNEL" and/or FLAT. 3. Plaster and carry out the surface finishing on the plasterboard. 4. Choose the required Top "PROSKIRTING CHANNEL" and/or FLAT finish, cut and lay the profile fitting the lower part and then the upper part by pressing gently.

IMPORTANT: Pay attention to the external edges of the aluminium Proskirting. They must be protected against agents such as adhesives and sealants and against grinding or scraping actions.

COLOURS

AA - Anodized silver aluminium	BS - Brushed silver aluminium	01 - White varnished alum. (9016)
--------------------------------	-------------------------------	-----------------------------------

* = Production on demand with minimum quantity of 100 Pcs. Production delay 4/5 weeks. Price to be agreed