

PROSKIRTING 40 is an anodized silver aluminium skirting profile, with a height of 40 mm. It can be fixed directly to the wall with adhesive (non-inspectionable adhesive version PKAA 40A) or to a support (inspectionable version PKAA 40) in punched aluminum, pieces 20 mm long to be fixed to the wall with screws, every about 50 cm.

PROSKIRTING 40

ANODIZED SILVER ALUMINIUM



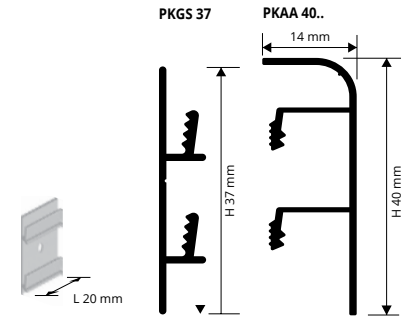
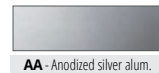
SKIRTING - SILVER ANODIZED ALUMINIUM thermo packed
bar length 2 lm - pack. 20 Pcs - 40 ml

Article	H mm		
PKAA 40 (without adhesive)	40		
PKAA 40A (with adhesive)	40		

PUNCHED SUPPORT - NATURAL ALUMINIUM
support length 2 cm - pack. 10 Pcs

Article	H mm		
PKGS 37	37		It matches with PKAA 40

COLOURS



CORNERS, END CAPS and JOINTS

VARNISHED PLASTIC (SILVER FINISH)

IN/EXTERNAL CORNERS - VARNISHED PLASTIC (silver finish.)
pack. 5 Pcs

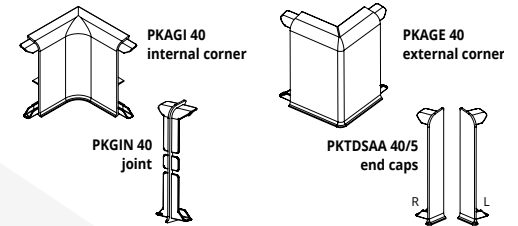
Article	H mm		
PKAGI 40 (internal)	40		
PKAGE 40 (external)	40		

JOINTS - VARNISHED PLASTIC (silver finish.) - pack. 10 Pcs

Article	H mm		
PKGIN 40	40		

END CAPS R / L - VARNISHED PLASTIC (silver finish.) - pack. 10 Pcs (5 right and 5 left)

Article	H mm		
PKTDSAA 40/5	40		



PROSKIRTING SHELL is an innovative aluminum skirting board, with 70mm height, in silver anodized finish. The skirting board can be fixed to the wall with silicone or screwed to 20mm long aluminum punched flanges, that have to be fastened to the wall at 50cm distance from each other. It allows to cover up to 25mm high perimeter edges. Moreover the version with punched flanges allows the housing of low tension electrical cables, such as internet, phone, TV and satellite cables and can be easily inspected. The optional completing pieces, such as inside/outside corners, linking elements and end caps make **PROSKIRTING SHELL** easy to install and guarantee a practical and elegant end result.

PROSKIRTING SHELL

ANODIZED SILVER ALUMINIUM



SKIRTING - ANODIZED SILVER ALUMINIUM thermo packed
bar length 2 lm - pack. 25 Pcs - 50 lm


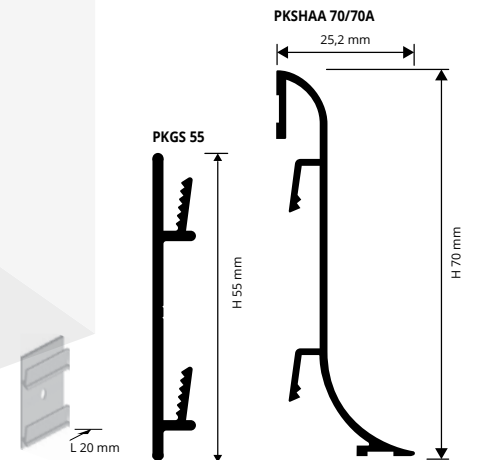
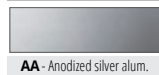
Article	H mm		
PKSHAA 70 (without adhesive)	70		
PKSHAA 70A (with adhesive)	70		

PUNCHED SUPPORT - NATURAL ALUMINIUM
support length 2 cm - pack. 10 Pcs

Article	H mm		
PKGS 55	55		

ARTICLES NOT FOR SALE SINGLY

COLOURS



EXAMPLES AND INSTRUCTIONS FOR LAYING METHODS

1. Choose the right version of "PROSKIRTING SHELL" depending on the desired fixing solution; 2. If you want to build low tension electrical cables (e.g. internet, phone, TV and satellite cables) into the profile, fasten the punched flanges to the wall using dowels at 50cm distance from each other; 3. Install electrical wiring and fasten "PROSKIRTING SHELL" to the flanges; 4. If you are installing the version with adhesive, first clean and the surface where the profile will be installed, then apply the silicone once the surface is dry. Remove the protective film and lay the profile, applying adequate pressure on it.

CORNERS, END CAPS and JOINTS

VARNISHED PLASTIC (SILVER FINISH)

EDGE COVER CORNERS

IN/EXTERNAL CORNER - EDGE COVER
VARNISHED PLASTIC (silver finish.) - pack. 5 Pcs

Article	H x L mm		
RIPKSHAA 70 (internal)	70 x 20		
REPKSHAA 70 (external)	70 x 20		

JOINT - EDGE COVER - VARNISHED PLASTIC (silver finish.)
pack. 5 Pcs

Article	H mm		
GIPKSHAA 70	70		

END CAPS R / L - EDGE COVER
VARNISHED PLASTIC (silver finish.) - pack. 6 Pcs (3 right and 3 left)

Article	H mm		
TPKSHAA 70/3	70		

EXTERNAL CORNER REPKSHAA 70 **INTERNAL CORNER** RIPKSHAA 70 **JOINT** GIPKSHAA 70 **END CAPS** TPKSHAA 70

