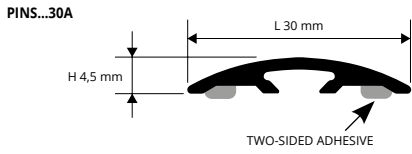


# SOL 30 SELF-ADHESIVE

ALUMINIUM COVERED WITH PROTECTIVE FILM IN 77 WOODEN FINISHES (67 on demand)

**SOL 30** self-adhesive is a joint/threshold cover profile in aluminum covered with film in 77 wooden finishes (67 on demand), which is highly resistant to pedestrian traffic, wear, UV rays and commonly used floor cleaning products. Easy to lay and to match with any wood finish; the surface has an open pore embossed finish. Recommended for covering joints between floors in laminate, wood, ceramic tiles, etc.

threshold - joint-cover profiles



### EXAMPLES AND INSTRUCTIONS FOR LAYING METHODS



1. Choose the adhesive "SOL 30" in the required finish. 2. Cut the profile to the required length and clean, degrease and dry the surface, checking that the temperature for application is at least 15°. 3. Remove the protective paper from the adhesive and lay the profile correctly applying a uniform vertical pressure by hand without moving the profile and without using iron/steel hammers.



ALUMINIUM COVERED 77 wooden finishes (67 on demand) with ADHESIVE thermo packed - length 30 mm - bar length 2,7 lm - pack 40 Pcs - 108 lm

Article	L mm
PINS...30A	30



ALUMINIUM COVERED 77 wooden finishes (67 on demand) with ADHESIVE - thermo packed - bar length 0,90 lm - 20 Pcs

Article	L mm
PINS...309AS	30

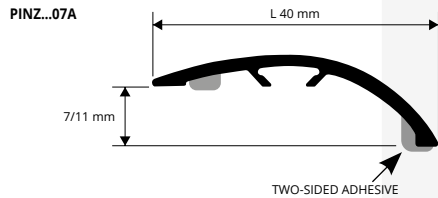
Available in the wooden finishes: 04W - 05W - 07W - 08W - 09W - 10W - 11W - 28W - 29W - 30W.  
The code of the selected colour must be added to the article code. E.g.: PINS... 30A (chosen finish dark beech) PINS04W 30A.

# ZERO CURVE SELF-ADHESIVE


ANODISED ALUMINIUM AND ALUMINIUM COVERED WITH PROTECTIVE FILM IN 77 WOODEN FINISHES (45 on demand)

**ZERO CURVE** self-adhesive is a transition profile in anodised aluminum and aluminum covered with film in 77 wooden finishes (45 on demand), which is highly resistant to pedestrian traffic, wear, UV rays and commonly used floor cleaning products. Easy to lay and to match with any wood finish; the surface has an open pore embossed finish. Recommended for covering joints between floors in laminate, wood, ceramic tiles, etc.

transition profiles



### EXAMPLES AND INSTRUCTIONS FOR LAYING METHODS



1. Choose the "ZERO CURVE" with adhesive with the required finish. 2. Cut the profile to the required length and clean, degrease and dry the surface, checking that the temperature for application is at least 15°. 3. Remove the protective paper from the adhesive and lay the profile correctly applying a uniform vertical pressure by hand without moving the profile and without using an iron/steel hammer.



ALUMINIUM COVERED 77 wooden finishes (45 on demand) with ADHESIVE thermo packed - length 40 mm - bar length 2,7 lm - pack 40 Pcs - 108 lm

Article	L mm
PINZ...07A	40
PINZAA 07A	40



ALUMINIUM COVERED 77 wooden finishes (45 on demand) with ADHESIVE thermo packed - bar length 0,90 lm - 20 Pcs

Article	L mm
PINZ...079AS	40

Available in the finish: AA - 04W - 05W - 07W - 09W - 13W - 18W - 21W - 25W - 29W - 30W - 31W - 32W - 33W - 34W - 35W - 36W - 37W - 38W - 39W - 41W - 42W - 44W - 45W - 46W - 48W - 49W - 53W - 54W - 55W - 65W - 73W - 75W.  
The code of the selected colour must be added to the article code. E.g.: PINZ... 07A (chosen finish dark beech) PINZ04W 07A.

### COLOURS

(For a precise assessment of colours request the wooden finishes sample range)

ANODIZED									
AA - Anod. silver aluminium									
04W - Dark beech	05W - Light oak (strip)	07W - Light cherry (strip)	09W - Red walnut (merbau-apple-walnut)	13W - Indonesian teak	18W - Light zerbano	21W - Oak powder	25W - Bleached fir	29W - White oak	
30W - Grey oak	31W - Victoria oak	32W - Pink oak	33W - Sawed oak	34W - Havana oak	35W - Edinburgh oak	36W - American oak	37W - Carvi oak	38W - Queens oak	
39W - Grey elm	41W - Ice oak	42W - Grace oak	44W - Honey oak	45W - Marocco oak	46W - Black decapè'	48W - Cork oak	49W - Sand oak	53W	
54W	55W	65W - Tripoli	73W - Bangkok	75W - Liotard					

On request it is possible to realize other finishes of the color range: minimum order 100 pcs. Production delay 4/5 weeks. Price to be agreed. For sample finishes, contact the sales office for minimum quantities, timing and costs.