


FLT 21

FOR FLOORS WITH CARPET

MIGUTEC

JOINT COVERS FOR EXPANSION JOINTS



1 Flexible high quality elastomeric insert
Hard wearing, temperature resistant (-30°C to +120°C), replaceable

2 Multi directional movement

Quick and easy installation

Solid, but light aluminium brackets for quick installation in floorings with carpet or rubber coverings (insert with 5 mm upstand, weldable)

3

MultiHole mounting bracket
for secure fixing

4

Expansion joint cover	Joint width $b_f \text{ max}$ [mm]	Total movement Δb_f [mm]	Visible width b_s [mm]	Joint width total b_t [mm]	Joint height h [mm]	for coverings thickness [mm]	Load bearing capacity [kN]
FLT 21/20	20	5(+3/-2)	17	80	20	5	30
FLT 21/35	20	5(+3/-2)	17	107	35	5	30
FLT 21/50	20	5(+3/-2)	17	107	50	5	30

* no continuous use

All information on load bearing capacity does only apply to non-floating floors.

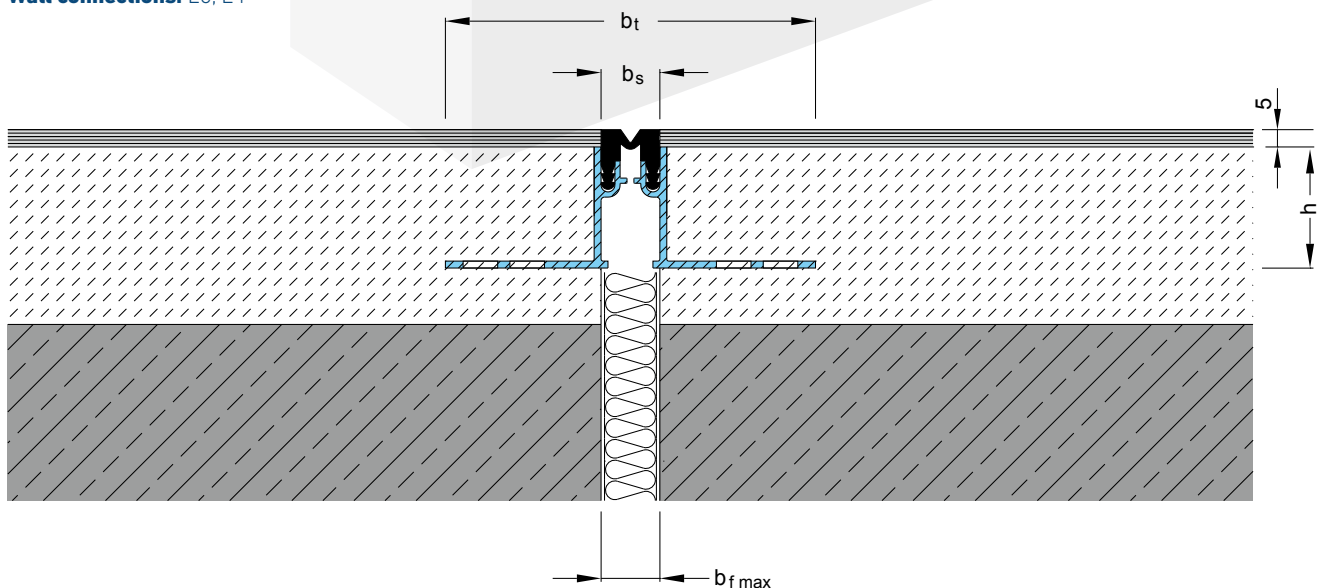
For installation in asphalt, please ask for our technical advice.

Expansion joint covers of series FLT 21 are supplied with flush mounted distance insert of FL 21. The top edge of the aluminium joint cover can be used as a screeding guide. The distance insert protects the joint cover until covering is laid. This method avoids damage caused by site traffic.

Production length: 4 m

Standard colours: black, grey

Wall connections: E3, E4




FLK 21

FOR FLOORS WITH PVC OR LINOLEUM

MIGUTEC

JOINT COVERS FOR EXPANSION JOINTS



1 Flexible high quality elastomeric insert
Hard wearing, temperature resistant (-30°C to +120°C), replaceable

2 Multi directional movement


Quick and easy installation

Solid, but light aluminium brackets for quick installation in floorings with PVC or linoleum coverings (insert with 3 mm upstand, weldable with PVC)

3

MultiHole mounting bracket
for secure fixing

4

Expansion joint cover	Joint width $b_f \text{ max}$ [mm]	Total movement Δb_f [mm]	Visible width b_s [mm]	Joint width total b_t [mm]	Joint height h [mm]	for coverings thickness [mm]	Load bearing capacity  [kN]
FLK 21/20	20	5(+3/-2)	17	80	20	3	30
FLK 21/35	20	5(+3/-2)	17	107	35	3	30
FLK 21/50	20	5(+3/-2)	17	107	50	3	30

* no continuous use

All info on load capacities apply to doweled, not to floating installation.

For installation in asphalt, please ask for our technical advice.

Expansion joint covers of series FLK 21 are supplied with flush mounted distance insert of FL 21. The top edge of the aluminium joint cover can be used as a screeding guide. The distance insert protects the expansion joint cover until covering is laid. This method avoids damage of joint cover caused by site traffic.

Production length: 4 m

Standard colour: grey

Wall connections: E3, E4

