

PROSUPPORT PROFILE T & N is a profile for the protection and finishing of the external edge of raised floors in ceramic, wood and composite materials. The vertical section of the profiles features a specially designed fins that create a dovetail cladding system. This dovetail cladding system allows for the adhesive used to fix the covering to also mechanically bond to the profiles. The profile is also available with a decorative edge of 2 cm height (PROSUPPORT PROFILE T).

PROSUPPORT PROFILE T & N

VARNISHED ALUMINIUM
NATURAL ALUMINIUM

PATENTED




PROSUPPORT PROFILE T - VARNISHED ALUMINIUM





bar length 2,7 lm - pack. 20 Pcs - 54 lm

Article	L x H mm	h mm	€/lm	€/Pc
PSPRPT 20AL...	177,7x81,5	60		

COLOURS (EMBOSSED)

	
GF - Grey (7038)	A - Anthracite grey - (no RAL)

* ON DEMAND (EMBOSSED)

		
BF - White (9010)	TF - Dark brown (8019)	C - Corten
		
EF - Beige		



PROSUPPORT PROFILE N - NATURAL ALUMINIUM

bar length 2,7 lm - pack. 20 Pcs - 54 lm

Article	H mm	L	€/lm	€/Pc
PSPRP 15560AL	60	156,5		

COLOURS


AN - Natural aluminium

LAYING INSTRUCTIONS

1. Choose "PROSUPPORT PROFILE" desired model. **2.** Cut "PROSUPPORT PROFILE" to the desired length and put on the supports and aligning. **3.** Lay the floor by adjusting the height of the supports until completely leveling. **4.** Cut the tiles of the correct size to close the perimeters of the floating floor. **5.** Fix on the vertical surface of the profile the tiles using a suitable adhesive.

