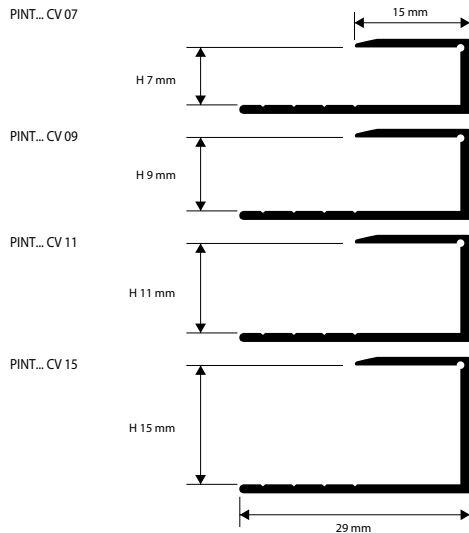


TERMINAL CURVE

ANODIZED SILVER ALUMINIUM
AND 10 WOOD FINISHES – CURVABLE

TERMINAL CURVE is a range of edging and joining profiles that may be curved/shaped, with a special system of perforations allowing it to be bent so that particular geometric shapes may be easily obtained in situ. This allows decorative patterns to be created at will according to technical and aesthetic requirements. Recommended for edging and/or joining floating floors in wood & melamine-laminated wood. It is made in anodized aluminium and in 10 wood effect finishes; it comes in various heights, length 2.7m.



ANODIZED SILVER ALUMINIUM CURVABLE thermo packed
bar length 2.7 lm - pack 20 Pcs - 54lm

Article	H mm		
PINTAACV 07	7		
PINTAACV 09	9		
PINTAACV 11	11		
PINTAACV 15	15		*



ALUMINIUM 10 WOOD FINISHES thermo packed
bar length 2.7 lm - pack 20 Pcs - 54lm

Article	H mm		
PINT... CV 09	9		*
PINT... CV 15	15		*

Available in the wood finishes: 04W-05W-07W-08W-09W-10W-11W-28W-29W-30W.

The code of the selected colour must be added to the article code.
E.g.: PINT... CV 09 (chosen finish Dark beech) PINT04W CV 09.

EXAMPLES AND INSTRUCTIONS FOR LAYING METHODS



1. Choose the "TERMINAL CURVE" in the required height and material. 2. Cut the profile to the necessary length, calculating the total length. 3. Bend the profile mechanically with the PROCURVE MACHINE. 4. If necessary fix with screws and screw anchors or simply insert the punched base under the floor laid with the same adhesive.

COLOURS

AA - Anodized silver alum.	04W - Dark beech	05W - Light oak (strip)	07W - Light cherry (strip)	08W - Dark cherry (board)	09W - Red walnut (merbau-apple-walnut)
10W - Wengé (panga panga-wengé)	11W - Bleached decapè	28W - Aspen oak	29W - White oak	30W - Grey oak	

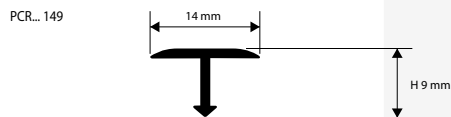
ON DEMAND MINIMUM QUANTITY 100 PCS

AO - Anodized gold alum.

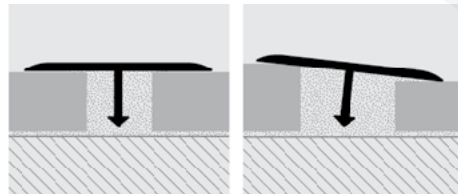
PROCOVER

ANODIZED ALUMINIUM
AND WOOD FINISHES – CURVABLE

PROCOVER is a joint-cover profile in anodized aluminium and aluminium covered with a very strong film available in wood finishes. It is applied at the end of laying two adjoining floors with the same height, having left a 6 - 24 mm gap between the two floors set in a thin bed of adhesive. It protects the outside edges of the floor/covering. It is easy to lay and attractive. The design of the profile with lower vertical arrowhead part allows excellent anchorage with the silicone/adhesive.



EXAMPLES AND INSTRUCTIONS FOR LAYING METHODS



1. Choose the "PROCOVER" with the width suitable for the gap between the two floors to be joined, taking into consideration 2/3 mm side lap. 2. Fill the gap with single-pack silicone or with the adhesive used for laying the floor. 3. Bury the profile into the adhesive, making sure that both side laps of the profile rest on the coverings to be joined.



ANODIZED SILVER ALUMINIUM CURVABLE thermo packed
bar length 2.7 lm - pack 40 Pcs - 108lm

Article	H mm		
PCRAA 149	14 x 9		
PCRDB 149	14 x 9		



ALUMINIUM WOOD FINISHES thermo packed
bar length 2.7 lm - pack 40 Pcs - 108lm

Article	L x H mm		
PCRA... 149	14 x 9		

Available in the wood finishes: 05W-11W-28W-29W-30W.

The code of the selected colour must be added to the article code.
E.g.: PCRA...149 (chosen finish Dark beech) PCRA 04W 149.

THE WHOLE PROCOVER RANGE ON PAGES 84-85.

COLOURS

AA - Anodized silver alum.	DB - Anodized dark bronze			
05W - Light oak (strip)	11W - Decapè bleached	28W - Aspen oak	29W - White oak	30W - Grey oak

* = Production on demand with minimum quantity of 100 pcs. Production delay 4/5 weeks. Price to be agreed