



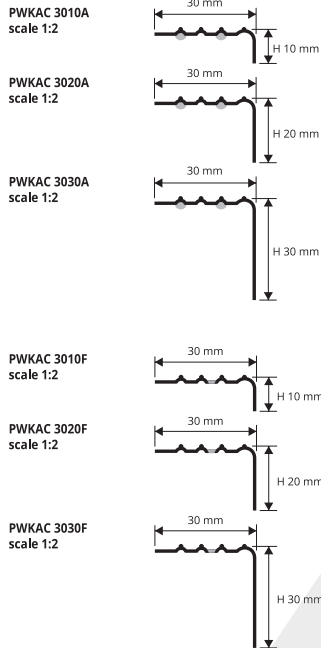
PROWALK ACC

POLISHED STAINLESS STEEL AISI 304/1.4301-V2A
PUNCHED OR SELF ADHESIVE

PROWALK ACC is steps protecting steel profile for existing scales. Its superior side level is crimped in order to increase its adhesion. Available in version or with holes either with adhesive. Available sizes: 30 x 10, 30 x 20, and 30 x 30 mm. All profiles are protected with protective film. It's ideal for the edges protection and screening as well as of the corner between the rising and the tread which is the point of the greatest strain.

STEPS

stair nosing for existing steps



POLISHED STAINLESS STEEL AISI 304/1.4301-V2A with adhesive thermo packed - bar length 2,7 lm - pack. 20 Pcs - 54 lm - 10/10mm

| Article | L x H mm | €/lm | €/Pc |
|-------------|----------|------|------|
| PWKAC 3010A | 30 X 10 | | |
| PWKAC 3020A | 30 X 20 | | |
| PWKAC 3030A | 30 X 30 | | |

POLISHED STAINLESS STEEL AISI 304/1.4301-V2A punched - with protective film - bar length 2,7 lm - pack. 20 Pcs - 54 lm - 10/10mm

| Article | L x H mm | €/lm | €/Pc |
|-------------|----------|------|------|
| PWKAC 3010F | 30 X 10 | | |
| PWKAC 3020F | 30 X 20 | | |
| PWKAC 3030F | 30 X 30 | | |

INSTRUCTIONS FOR LAYING METHODS

Adhesive version

1. Choose the suitable profile and cut it to the necessary length. 2. Degrease, wash and clean the solid surface thoroughly. 3. Remove the protective paper from the adhesive. 4. Lay the profile by applying pressure evenly over the whole surface without using a hammer.

Punched version

1. Choose the suitable profile and cut it to the necessary length. 2. Mark the position of the holes using the existing holes in the profile as reference. 3. Insert the screw anchors into the drilled holes. 4. Fix the profile using flathead screws suitable for the relative slots in the profile.

COLOURS



ON DEMAND HAND-BRUSHED STAINLESS STEEL
(Price to be agreed.
Production delay 4/5 weeks)

SUITABLE FOR USE IN CONTACT WITH FOODSTUFFS

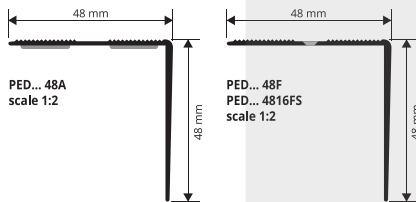
PROEND

GOLD, SILVER AND BRONZE ANOD. ALUMINIUM WITH/ WITHOUT ADHESIVE AND PUNCHED

PROEND is a step nosing profile in anodized aluminium with silver-gold-bronze finish, available with self-adhesive backing or punched. Ideal for protecting existing steps and with knurled flat surface, it guarantees excellent safety features to prevent accidents in public and private environments.

PROEND ensures a perfect finish, covering laying defects and protecting the edge. Easy to lay with the self-adhesive backing ensuring perfect adherence to the step or using screws and screw anchors in the punched version.

stair nosing for existing steps



EXAMPLES AND INSTRUCTIONS FOR LAYING METHODS



ANOD. ALUMINIUM with and without adhesive thermo packed bar length 2,7 lm - pack. 10 Pcs - 27 lm

| Article | H x L mm | €/lm | €/Pc |
|------------|----------|------|------|
| PED... 48A | 48 X 48 | | |
| PED... 48 | 48 X 48 | | |

*"A" at the end of the product code = Item with adhesive

ANODIZED ALUMINIUM punched thermo packed bar length 2,7 lm - pack. 10 Pcs - 27 lm

| Article | H x L mm | €/lm | €/Pc |
|------------|----------|------|------|
| PED... 48F | 48 X 48 | | |

Adhesive version


1. Choose the suitable profile and cut it to the necessary length. 2. Degrease, wash and clean the solid surface thoroughly. 3. Remove the protective paper from the adhesive. 4. Lay the profile by applying pressure evenly over the whole surface without using a hammer.

Punched version

1. Choose the suitable profile and cut it to the necessary length. 2. Mark the position of the holes using the existing holes in the profile as reference. 3. Insert the screw anchors into the drilled holes. 4. Fix the profile using flathead screws suitable for the relative slots in the profile.

On demand bar length 3 lm with minimum quantity of 200 pcs.
Production delay 4/5 weeks. Price to be agreed.

COLOURS



ANOD. ALU. punched with screws and screw anchors thermo packed - bar length 1,65 lm - pack. 20 Pcs

| Article | H x L mm | €/lm | €/Pc |
|---------------|----------|------|------|
| PED... 4816FS | 48 X 48 | | |

Available in the colours: AA - AO - AB. The code of the selected colour must be added to the article code.

E.g.: PED... 48A (chosen colour anodized gold) PEDAO 48A.

