



**PROELEGANT CURVE** are a range of edging and joining profiles that may be curved/shaped. They feature a special system of perforations allowing them to be bent easily so that particular geometric shapes may be easily obtained in situ. This allows decorative patterns to be created at will according to technical and aesthetic requirements and with a separation of 6 mm of sandable profile. The product is made in natural brass in 2.7 m bars and heights of 8-10-12.5 and 14 mm.

## PROELEGANT CURVE


NATURAL BRASS  
CURVABLE



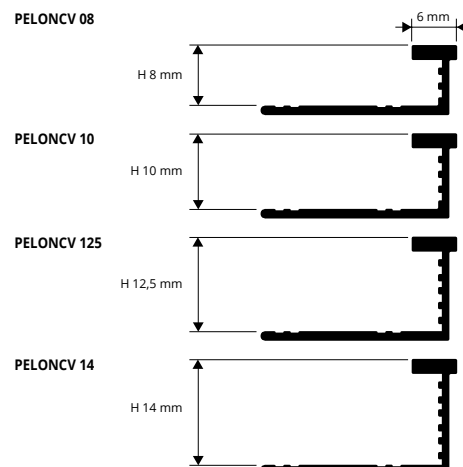
**NATURAL BRASS CURVABLE** thermo packed 5 Pcs  
bar length 2,7 lm - pack. 20 Pcs - 54 lm

Article	H mm		
PELONCV 08	8		*
PELONCV 10	10		
PELONCV 125	12,5		
PELONCV 14	14		*


### COLOURS



ON - Natural brass



### EXAMPLES AND INSTRUCTIONS FOR LAYING METHODS




1. Choose the "PROELEGANT CURVE" in the required height and material. 2. Cut the profile to the necessary length, calculating the total length. 3. Bend the profile mechanically with the PROCURVE MACHINE. 4. If necessary fix with screws and screw anchors or simply insert the punched base under the floor laid with the same adhesive. Any oxidation marks may be easily removed with specific chemical products (Sidel-Smac, etc.).

**PROELEGANT CURVE** are a range of edging and joining profiles that may be curved/shaped. They feature a special system of perforations allowing them to be bent easily so that particular geometric shapes may be easily obtained in situ. This allows decorative patterns to be created at will according to technical and aesthetic requirements and with a separation of 6 mm of sandable profile. The product is made in silver anodized aluminium in 2.7 m bars and heights of 8-10-12.5 mm.

## PROELEGANT CURVE


ANODIZED SILVER ALUMINIUM  
CURVABLE



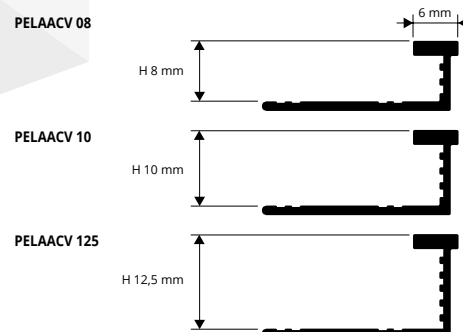
**ANODIZED SILVER ALUMINIUM CURVABLE** thermo packed  
bar length 2,7 lm - pack. 20 Pcs - 54 lm

Article	H mm		
PELAACV 08	8		
PELAACV 10	10		
PELAACV 125	12,5		

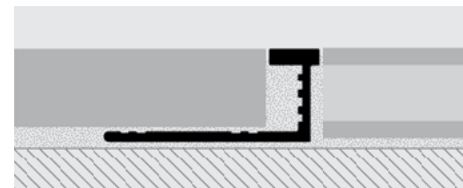
### COLOURS



AA - Anodized silver alum.



### EXAMPLES AND INSTRUCTIONS FOR LAYING METHODS



1. Choose the "PROELEGANT CURVE" in the required height and material. 2. Cut the profile to the necessary length, calculating the total length. 3. Bend the profile mechanically with the PROCURVE MACHINE. 4. If necessary fix with screws and screw anchors or simply insert the punched base under the floor laid with the same adhesive. Any oxidation marks may be easily removed with specific chemical products (Sidel-Smac, etc.).



\* = Production on demand with minimum quantity of 100 pcs. Production delay 4/5 weeks. Price to be agreed