


PROLEVALL 25-35-38-50 are joint - covers in anodized aluminium with gold, silver and bronze finish in various widths with a more or less knurled flat surface, available with self-adhesive backing or punched in various lengths. They are used to join floors of the same or differing material e.g. ceramic tiles, wood, marble, parquet or laminated, mainly to cover flaws created during laying or expansion joints. The chamfered edges ensure perfect adhesion to the floor, while the flat top allows perfect door closure. Recommended for dwellings and public environments with intense pedestrian traffic. Easy to lay; the high-strength elastomer adhesive ensures an excellent grip.

PROLEVALL 25-35-38-50

ANODIZED GOLD AND SILVER ALUMINIUM WITH SELF-ADHESIVE AND PUNCHED



ANODIZED ALUMINIUM with adhesive thermo packed
bar length 2,7 lm - pack. 40 Pcs - 108 lm

Article	Width mm
PLV... 25A	25
PLV... 35A	35
PLV... 38A	38
PLV... 50A	50

Available in the colours: AA - AO (AB, AT, CH and SB available on demand with a minimum quantity order of 100 pcs). The code of the selected colour must be added to the article code. E.g.: PLV... 25A (chosen finish anod. silver) PLVAA 25A.

ANODIZED ALUMINIUM punched thermo packed
bar length 2,7 lm - pack. 40 Pcs - 108 lm

Article	Width mm
PLV... 25F	25
PLV... 35F	35
PLV... 38F	38
PLV... 50F	50

Available in the colours: AA - AO (AB, AT, CH and SB available on demand with a minimum quantity order of 100 pcs). The code of the selected colour must be added to the article code. E.g.: PLV... 25F (chosen finish anod. silver) PLVAA 25F.

ANODIZED ALUMINIUM with adhesive thermo packed - bar length 0,93 lm - pack. 20 Pcs



Article	Width mm
PLVAA 259AS	25
PLV... 359AS	35
PLV... 389AS	38
PLV... 509AS	50

Available in the colours: AA - AO (AB, AT, CH and SB available on demand with a minimum quantity order of 100 pcs). The code of the selected colour must be added to the article code. E.g.: PLV... 259AS (chosen finish anod. silver) PLVAA 259AS.

OFF-CENTRE HOLES ON DEMAND
ANODIZED ALUM. punched with screws and screw anchors thermo packed - bar length 0,93 lm - pack. 20 Pcs



Article	Width mm
PLV... 259FS	25
PLV... 359FS	35
PLV... 389FS	38
PLV... 509FS	50

PLV... 259FS-359FS available in the colours: AA - AO (AB, AT, CH and SB available on demand with a minimum quantity order of 100 pcs). The code of the selected colour must be added to the article code. E.g.: PLV... 359FS (chosen finish anod. silver) PLVAA 359FS.

ANODIZED ALUMINIUM with adhesive thermo packed - bar length 1,03 lm - pack. 20 Pcs



Article	Width mm
PLV... 3510AS	35

ANODIZED ALUMINIUM with adhesive thermo packed - bar length 1,66 lm - pack. 20 Pcs



Article	Width mm
PLV... 3516AS	35

The code of the selected colour must be added to the article code. E.g.: PLV... 3510AS (chosen colour anodized gold alum.) PLVAA 3510AS.

ANODIZED ALUM. punched with screws and screw anchors thermo packed - bar length 1,03 lm - pack. 20 Pcs




Article	Width mm
PLV... 3510FS	35

ANODIZED ALUM. punched with screws and screw anchors thermo packed - bar length 1,66 lm - pack. 20 Pcs




Article	Width mm
PLV... 3516FS	35

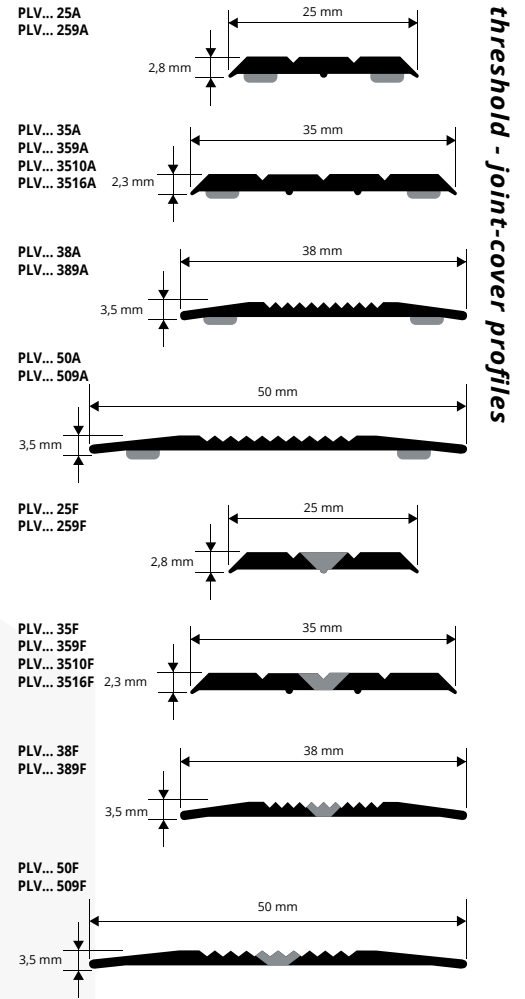
COLOURS



ON DEMAND MINIMUM 100 PCS by color and height

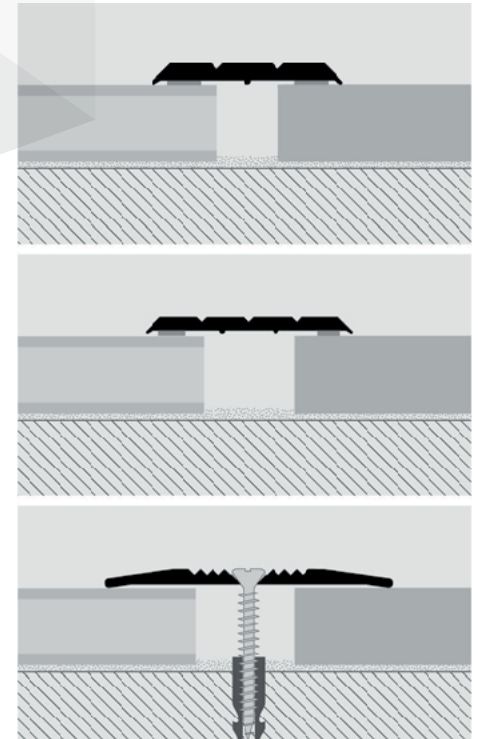


(Prices to be agreed. Production delay 4/5 weeks)



threshold - joint-cover profiles

EXAMPLES AND INSTRUCTIONS FOR LAYING METHODS



1. Choose the suitable profile and cut it to the necessary length.
- Adhesive version**
2. Degrease, wash and clean the solid surface thoroughly.
3. Remove the protective paper from the adhesive.
4. Lay the profile by applying pressure evenly over the whole surface without using a hammer.
- Punched version**
2. Mark the position of the holes using the existing holes in the profile as reference.
3. Insert the screw anchors into the drilled holes.
4. Fix the profile using flathead screws suitable for the relative slots in the profile.