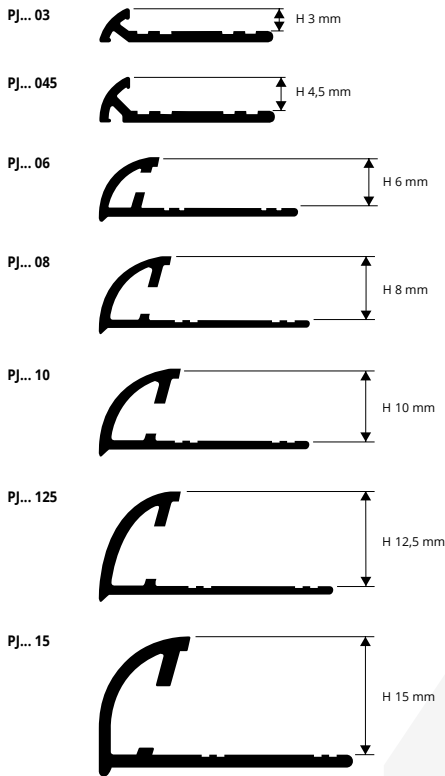


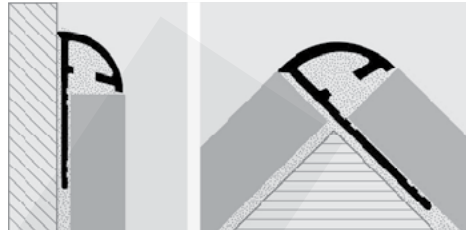
# PROJOLLY

ANODIZED ALUMINIUM  
SILVER, COPPER, TITANIUM, GOLD AND BLACK

**PROJOLLY** is a rounded bead profile in anodized aluminium that can be applied on external corners of coverings. It can be used to close the perimeter of coverings and like a connection profile between step tread and riser of stairs coated with ceramic or natural stone tiles. Its particular section and elegance, the availability in five different finishes and special pieces such as internal and external corners, end caps and joints make **PROJOLLY** a much sought-after and elegant profile that allows a workmanlike application.



### EXAMPLES AND INSTRUCTIONS FOR LAYING METHODS



1. Choose "PROJOLLY" according to the tile thickness and desired finish. 2. Cut "PROJOLLY" to the desired length and apply the adhesive on the support where the profile will be laid. 3. Press the anchoring flange of "PROJOLLY" into the adhesive. 4. Lay the tiles, aligning them with the profile leaving a 2 mm joint. Remove immediately all remains of adhesive from the surface of the profile. 5. Fill the joints between the profile and the tiles with grout, in order to avoid water stagnation. Remove immediately all the remains of grout from the surface of the profile.

**ANODIZED ALUM.** (silver-copper-gold-titanium-black) thermo packed bar length 2,7 lm - pack. 40 Pcs - 108 lm (for H 15 anodized silver alum. pack. 20 Pcs - 54 lm)

Article	H mm		
PJAA 03 (anodized silver)	3		*
PJAO 03 (anodized gold)	3		*
PJAA 045 (anodized silver)	4,5		*
PJAO 045 (anodized gold)	4,5		*
PJAA 06 (anodized silver)	6		
PJAO 06 (anodized gold)	6		*
PJAA 08 (anodized silver)	8		
PJAR 08 (anodized copper)	8		
PJAT 08 (anodized titanium)	8		
PJAO 08 (anodized gold)	8		
PJNE 08 (anodized black)	8		
PJAA 10 (anodized silver)	10		
PJAR 10 (anodized copper)	10		
PJAT 10 (anodized titanium)	10		
PJAO 10 (anodized gold)	10		
PJNE 10 (anodized black)	10		
PJAA 125 (anodized silver)	12,5		
PJAR 125 (anodized copper)	12,5		*
PJAT 125 (anodized titanium)	12,5		
PJNE 125 (anodized black)	12,5		
PJAA 15 (anodized silver)	15		
PJAO 15 (anodized gold)	15		*

### COLOURS



## CAPSULES, END CAPS and THREE-WAYS JOINTS

Anodized ALUMINIUM (silver, copper, titanium, gold and black) / PLASTIC

### LEFT CAPSULES ANODIZED ALUMINIUM

(silver, copper, titanium and gold)

Article	H mm		Pack. 10 pcs	Pack. 2 pcs
CPJAA 06/... (external)	6	4,91	49,10	10,80
IPJAA 06/... (internal)	6	4,91	49,10	10,80
CPJAO 06/... (external)	6	4,91	49,10	10,80
IPJAO 06/... (internal)	6	4,91	49,10	10,80
CPJAA/AO 08/... (external)	8	4,91	49,10	10,80
IPJAA/AO 08/... (internal)	8	4,91	49,10	10,80
CPJAR/AT 08/... (external)	8	5,08	50,80	11,64
IPJAR/AT 08/... (internal)	8	5,08	50,80	11,64
CPJAA/AO 10/... (external)	10	4,91	49,10	10,80
IPJAA/AO 10/... (internal)	10	4,91	49,10	10,80
CPJAR/AT 10/... (external)	10	5,08	50,80	11,64
IPJAR/AT 10/... (internal)	10	5,08	50,80	11,64
CPJAA 125/... (external)	12,5	4,91	49,10	10,80
IPJAA 125/... (internal)	12,5	4,91	49,10	10,80
CPJAT 125/... (external)	12,5	5,08	50,80	11,64
IPJAT 125/... (internal)	12,5	5,08	50,80	11,64
CPJAR 125/... (external)	12,5	5,08	50,80	11,64
IPJAR 125/... (internal)	12,5	5,08	50,80	11,64
CPJAA 15/... (external)	15	5,45	54,50	11,99
IPJAA 15/... (internal)	15	5,71	57,10	12,56
CPJAO 15/... (external)	15	5,45	54,50	11,99
IPJAO 15/... (internal)	15	5,71	57,10	12,56

Choose the desired packaging: E.g.: CPJAA .../10 (Pack. 10 Pcs) CPJAA .../2 (Pack. 2 Pcs)

### LEFT CAPSULES ANODIZED ALUMINIUM

(black)

Article	H mm		Pack. 10 pcs	Pack. 2 pcs
CPJNE 08/...	8			
IPJNE 08/...	8			
CPJNE 10/...	10			
IPJNE 10/...	10			
CPJNE 125/...	12,5			
IPJNE 125/...	12,5			

Choose the desired packaging: E.g.: CPJNE .../10 (Pack. 10 Pcs) CPJNE .../2 (Pack. 2 Pcs)

### CAPS - ANODIZED ALUMINIUM (silver, copper, titanium, gold, black)

Article		Pack. 10 pcs	Pack. 2 pcs
TPJ... 06-08-10-125-15/...			


### JOINTS - PLASTIC

Article		Pack. 10 pcs	Pack. 2 pcs
GIJA 06-08-10-125-15/...			

### EXTERNAL CAPSULES




### INTERNAL CAPSULES



The right capsules are available on demand and must be used only in the following cases:


A) when you are laying the cut base of the profile perpendicularly on the floor;



Add "D" to the article code. For example: CPJDAA 06.

Add "D" to the article code. For example: IPJDAA 06.

B) as an alternative to end-caps (right side).

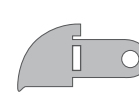


LEFT CAPSULES

RIGHT CAPSULES

Add "D" to the article code. For example: CPJDAA 06.

### CAPS



TPJ.../...

### JOINTS



GIJA .../...

\* = Production on demand with minimum quantity of 100 pcs. Production delay 4/5 weeks. Price to be agreed